



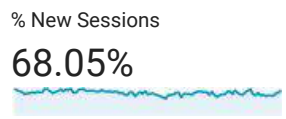
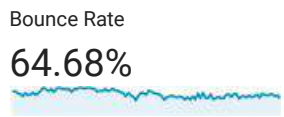
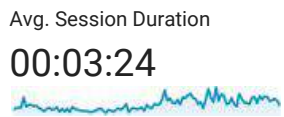
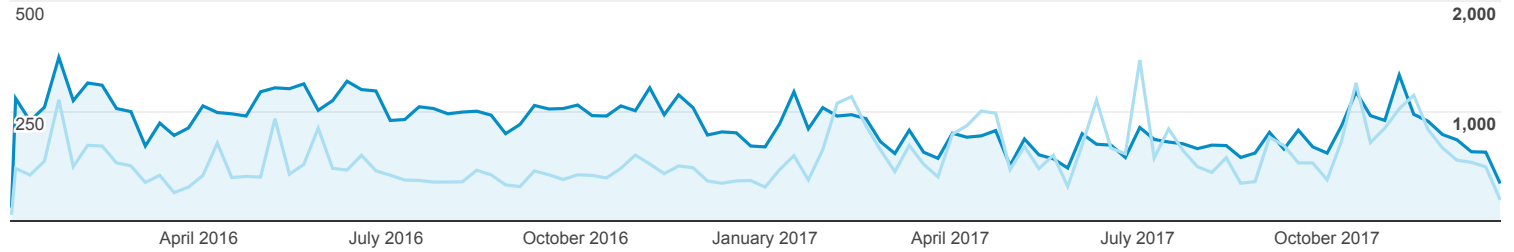
### Audience Overview

All Users  
100.00% Sessions

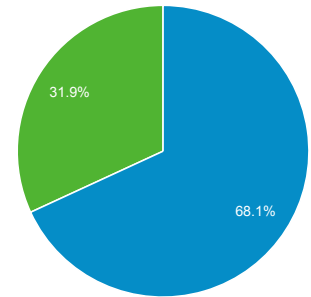
Jan 1, 2016 - Dec 29, 2017

#### Overview

Sessions Pageviews



New Visitor Returning Visitor



Country	Sessions	% Sessions
1. Russia	2,150	9.30%
2. United States	1,869	8.08%
3. Congo - Brazzaville	1,620	7.01%
4. Nigeria	1,454	6.29%
5. United Kingdom	1,358	5.87%
6. Benin	1,301	5.63%
7. India	765	3.31%
8. South Africa	658	2.85%
9. France	656	2.84%
10. Cameroon	557	2.41%



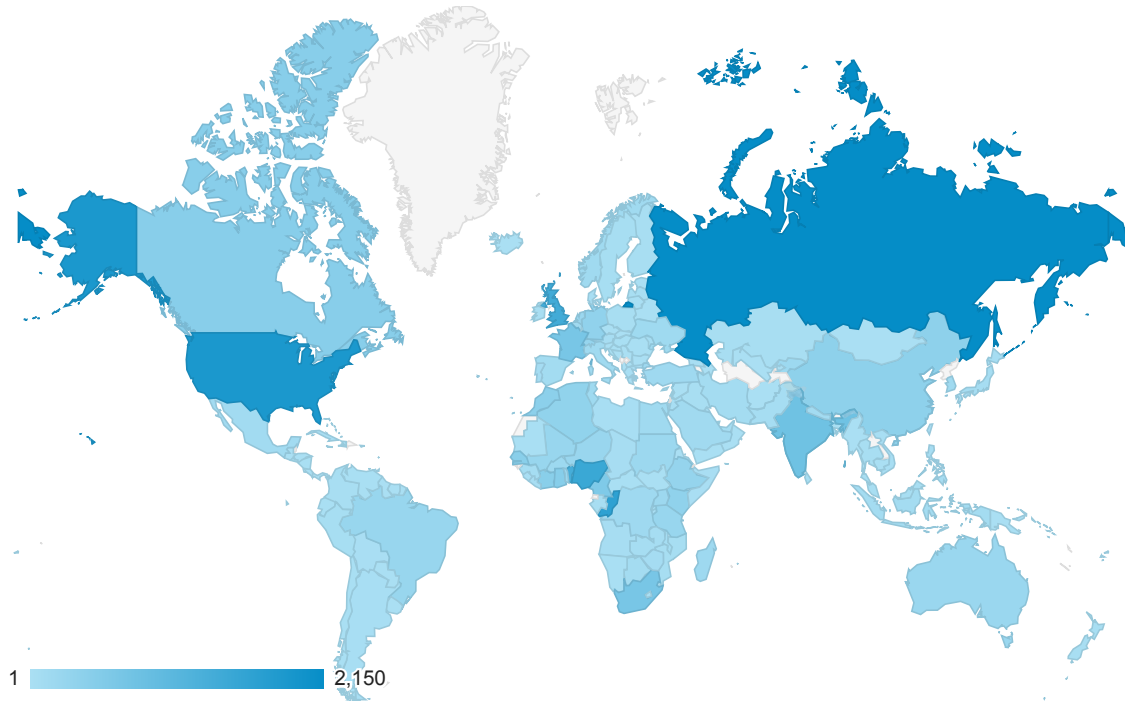
## Location

All Users  
100.00% Sessions

Jan 1, 2016 - Dec 29, 2017

## Map Overlay

## Summary



Country	Sessions	% New Sessions	Pageviews	Users	New Users	Avg. Session Duration	Bounce Rate
	23,124 % of Total: 100.00% (23,124)	68.13% Avg for View: 68.05% (0.11%)	59,325 % of Total: 100.00% (59,325)	15,733 % of Total: 99.29% (15,845)	15,754 % of Total: 100.11% (15,737)	00:03:24 Avg for View: 00:03:24 (0.00%)	64.68% Avg for View: 64.68% (0.00%)
1. <a href="#">Russia</a>	<b>2,150</b> (9.30%)	80.51%	3,760 (6.34%)	1,733 (10.90%)	1,731 (10.99%)	00:00:36	91.63%
2. <a href="#">United States</a>	<b>1,869</b> (8.08%)	81.81%	4,638 (7.82%)	1,543 (9.70%)	1,529 (9.71%)	00:02:33	64.10%
3. <a href="#">Congo - Brazzaville</a>	<b>1,620</b> (7.01%)	13.40%	5,927 (9.99%)	228 (1.43%)	217 (1.38%)	00:06:15	49.81%
4. <a href="#">Nigeria</a>	<b>1,454</b> (6.29%)	71.73%	3,842 (6.48%)	1,042 (6.55%)	1,043 (6.62%)	00:04:00	58.53%
5. <a href="#">United Kingdom</a>	<b>1,358</b> (5.87%)	77.61%	4,723 (7.96%)	1,061 (6.67%)	1,054 (6.69%)	00:04:46	62.74%
6. <a href="#">Benin</a>	<b>1,301</b> (5.63%)	45.81%	4,433 (7.47%)	595 (3.74%)	596 (3.78%)	00:06:35	42.66%
7. <a href="#">India</a>	<b>765</b> (3.31%)	68.76%	1,428 (2.41%)	529 (3.33%)	526 (3.34%)	00:03:09	66.80%
8. <a href="#">South Africa</a>	<b>658</b> (2.85%)	69.30%	1,888 (3.18%)	454 (2.86%)	456 (2.89%)	00:04:07	62.46%
9. <a href="#">France</a>	<b>656</b> (2.84%)	61.28%	2,593 (4.37%)	406 (2.55%)	402 (2.55%)	00:02:54	56.10%
10. <a href="#">Cameroon</a>	<b>557</b> (2.41%)	59.07%	1,312 (2.21%)	336 (2.11%)	329 (2.09%)	00:03:47	60.32%
11. <a href="#">Ghana</a>	<b>457</b> (1.98%)	49.45%	999 (1.68%)	227 (1.43%)	226 (1.43%)	00:02:58	57.55%
12. <a href="#">Canada</a>	<b>439</b> (1.90%)	74.49%	1,267 (2.14%)	330 (2.08%)	327 (2.08%)	00:03:58	62.41%
13. <a href="#">Côte d'Ivoire</a>	<b>432</b> (1.87%)	70.37%	924 (1.56%)	305 (1.92%)	304 (1.93%)	00:02:50	67.59%
14. <a href="#">Senegal</a>	<b>429</b> (1.86%)	56.18%	1,442 (2.43%)	236 (1.48%)	241 (1.53%)	00:05:18	57.81%

15.	Morocco	390 <small>(1.69%)</small>	68.97%	767 <small>(1.29%)</small>	270 <small>(1.70%)</small>	269 <small>(1.71%)</small>	00:02:11	65.38%
16.	China	372 <small>(1.61%)</small>	94.35%	510 <small>(0.86%)</small>	351 <small>(2.21%)</small>	351 <small>(2.23%)</small>	00:00:46	88.44%
17.	Kenya	342 <small>(1.48%)</small>	73.98%	871 <small>(1.47%)</small>	262 <small>(1.65%)</small>	253 <small>(1.61%)</small>	00:03:41	63.45%
18.	Germany	331 <small>(1.43%)</small>	73.11%	814 <small>(1.37%)</small>	254 <small>(1.60%)</small>	242 <small>(1.54%)</small>	00:03:17	51.66%
19.	Algeria	322 <small>(1.39%)</small>	54.66%	774 <small>(1.30%)</small>	175 <small>(1.10%)</small>	176 <small>(1.12%)</small>	00:03:37	68.94%
20.	Ethiopia	280 <small>(1.21%)</small>	85.71%	609 <small>(1.03%)</small>	240 <small>(1.51%)</small>	240 <small>(1.52%)</small>	00:03:16	64.64%
21.	(not set)	272 <small>(1.18%)</small>	82.35%	409 <small>(0.69%)</small>	237 <small>(1.49%)</small>	224 <small>(1.42%)</small>	00:01:07	72.79%
22.	Switzerland	262 <small>(1.13%)</small>	54.58%	558 <small>(0.94%)</small>	145 <small>(0.91%)</small>	143 <small>(0.91%)</small>	00:02:54	59.54%
23.	Brazil	236 <small>(1.02%)</small>	95.34%	426 <small>(0.72%)</small>	227 <small>(1.43%)</small>	225 <small>(1.43%)</small>	00:01:25	83.90%
24.	Mali	232 <small>(1.00%)</small>	51.29%	599 <small>(1.01%)</small>	118 <small>(0.74%)</small>	119 <small>(0.76%)</small>	00:04:31	63.79%
25.	Tanzania	232 <small>(1.00%)</small>	67.24%	486 <small>(0.82%)</small>	160 <small>(1.01%)</small>	156 <small>(0.99%)</small>	00:03:06	64.66%
26.	Niger	227 <small>(0.98%)</small>	46.26%	738 <small>(1.24%)</small>	113 <small>(0.71%)</small>	105 <small>(0.67%)</small>	00:05:36	51.98%
27.	Australia	213 <small>(0.92%)</small>	72.77%	612 <small>(1.03%)</small>	154 <small>(0.97%)</small>	155 <small>(0.98%)</small>	00:04:31	55.40%
28.	Togo	201 <small>(0.87%)</small>	69.65%	447 <small>(0.75%)</small>	137 <small>(0.86%)</small>	140 <small>(0.89%)</small>	00:03:16	61.69%
29.	Netherlands	199 <small>(0.86%)</small>	76.38%	510 <small>(0.86%)</small>	158 <small>(0.99%)</small>	152 <small>(0.96%)</small>	00:03:32	55.28%
30.	Sudan	186 <small>(0.80%)</small>	47.31%	433 <small>(0.73%)</small>	97 <small>(0.61%)</small>	88 <small>(0.56%)</small>	00:05:21	55.38%
31.	Uganda	174 <small>(0.75%)</small>	78.74%	476 <small>(0.80%)</small>	135 <small>(0.85%)</small>	137 <small>(0.87%)</small>	00:03:57	60.92%
32.	Kyrgyzstan	167 <small>(0.72%)</small>	75.45%	173 <small>(0.29%)</small>	126 <small>(0.79%)</small>	126 <small>(0.80%)</small>	00:00:29	97.01%
33.	Burkina Faso	164 <small>(0.71%)</small>	67.68%	451 <small>(0.76%)</small>	113 <small>(0.71%)</small>	111 <small>(0.70%)</small>	00:04:43	56.10%
34.	Madagascar	158 <small>(0.68%)</small>	82.91%	320 <small>(0.54%)</small>	133 <small>(0.84%)</small>	131 <small>(0.83%)</small>	00:02:12	60.76%
35.	Congo - Kinshasa	149 <small>(0.64%)</small>	65.10%	327 <small>(0.55%)</small>	100 <small>(0.63%)</small>	97 <small>(0.62%)</small>	00:03:25	74.50%
36.	Turkey	149 <small>(0.64%)</small>	93.29%	255 <small>(0.43%)</small>	139 <small>(0.87%)</small>	139 <small>(0.88%)</small>	00:01:25	71.14%
37.	Tunisia	144 <small>(0.62%)</small>	90.97%	304 <small>(0.51%)</small>	131 <small>(0.82%)</small>	131 <small>(0.83%)</small>	00:01:58	69.44%
38.	Ukraine	142 <small>(0.61%)</small>	86.62%	211 <small>(0.36%)</small>	124 <small>(0.78%)</small>	123 <small>(0.78%)</small>	00:01:17	80.99%
39.	Italy	137 <small>(0.59%)</small>	84.67%	288 <small>(0.49%)</small>	118 <small>(0.74%)</small>	116 <small>(0.74%)</small>	00:01:21	53.28%
40.	Norway	136 <small>(0.59%)</small>	66.91%	447 <small>(0.75%)</small>	98 <small>(0.62%)</small>	91 <small>(0.58%)</small>	00:04:54	50.00%
41.	Egypt	133 <small>(0.58%)</small>	84.96%	274 <small>(0.46%)</small>	115 <small>(0.72%)</small>	113 <small>(0.72%)</small>	00:03:09	63.91%
42.	South Korea	131 <small>(0.57%)</small>	96.95%	166 <small>(0.28%)</small>	127 <small>(0.80%)</small>	127 <small>(0.81%)</small>	00:00:38	87.79%
43.	Belgium	129 <small>(0.56%)</small>	82.17%	344 <small>(0.58%)</small>	106 <small>(0.67%)</small>	106 <small>(0.67%)</small>	00:03:21	60.47%
44.	Saudi Arabia	124 <small>(0.54%)</small>	82.26%	237 <small>(0.40%)</small>	101 <small>(0.64%)</small>	102 <small>(0.65%)</small>	00:01:46	58.87%
45.	Mexico	111 <small>(0.48%)</small>	82.88%	349 <small>(0.59%)</small>	91 <small>(0.57%)</small>	92 <small>(0.58%)</small>	00:02:32	72.97%
46.	Nepal	96 <small>(0.42%)</small>	71.88%	198 <small>(0.33%)</small>	70 <small>(0.44%)</small>	69 <small>(0.44%)</small>	00:02:43	60.42%
47.	Spain	91 <small>(0.39%)</small>	82.42%	241 <small>(0.41%)</small>	75 <small>(0.47%)</small>	75 <small>(0.48%)</small>	00:02:39	63.74%
48.	Botswana	84 <small>(0.36%)</small>	57.14%	363 <small>(0.61%)</small>	47 <small>(0.30%)</small>	48 <small>(0.30%)</small>	00:07:33	54.76%
		82		171	69	69		

Rank	Country	Score	Percentage	Count	Count	Count	Count	Time	Percentage
49.	Iran	80 (0.35%)	84.15%	189 (0.29%)	64 (0.43%)	64 (0.44%)	64 (0.44%)	00:02:46	78.05%
50.	Rwanda	80 (0.35%)	80.00%	189 (0.32%)	64 (0.40%)	64 (0.41%)	64 (0.41%)	00:05:17	56.25%
51.	Indonesia	78 (0.34%)	82.05%	110 (0.19%)	68 (0.43%)	64 (0.41%)	64 (0.41%)	00:01:18	71.79%
52.	Portugal	71 (0.31%)	60.56%	423 (0.71%)	44 (0.28%)	43 (0.27%)	43 (0.27%)	00:05:34	57.75%
53.	Zimbabwe	70 (0.30%)	71.43%	182 (0.31%)	50 (0.31%)	50 (0.32%)	50 (0.32%)	00:04:08	68.57%
54.	Malawi	66 (0.29%)	77.27%	144 (0.24%)	53 (0.33%)	51 (0.32%)	51 (0.32%)	00:03:16	69.70%
55.	Guinea	65 (0.28%)	81.54%	127 (0.21%)	56 (0.35%)	53 (0.34%)	53 (0.34%)	00:03:04	63.08%
56.	Moldova	53 (0.23%)	66.04%	69 (0.12%)	34 (0.21%)	35 (0.22%)	35 (0.22%)	00:00:21	92.45%
57.	Pakistan	51 (0.22%)	82.35%	98 (0.17%)	42 (0.26%)	42 (0.27%)	42 (0.27%)	00:01:20	78.43%
58.	Gambia	50 (0.22%)	30.00%	265 (0.45%)	14 (0.09%)	15 (0.10%)	15 (0.10%)	00:12:11	48.00%
59.	Zambia	50 (0.22%)	82.00%	92 (0.16%)	42 (0.26%)	41 (0.26%)	41 (0.26%)	00:02:45	62.00%
60.	United Arab Emirates	47 (0.20%)	70.21%	115 (0.19%)	35 (0.22%)	33 (0.21%)	33 (0.21%)	00:02:27	63.83%
61.	Japan	47 (0.20%)	89.36%	165 (0.28%)	42 (0.26%)	42 (0.27%)	42 (0.27%)	00:04:00	68.09%
62.	Philippines	45 (0.19%)	86.67%	104 (0.18%)	39 (0.25%)	39 (0.25%)	39 (0.25%)	00:03:05	73.33%
63.	Angola	43 (0.19%)	83.72%	62 (0.10%)	34 (0.21%)	36 (0.23%)	36 (0.23%)	00:01:30	74.42%
64.	Chad	43 (0.19%)	53.49%	126 (0.21%)	23 (0.14%)	23 (0.15%)	23 (0.15%)	00:03:18	60.47%
65.	Austria	42 (0.18%)	97.62%	81 (0.14%)	41 (0.26%)	41 (0.26%)	41 (0.26%)	00:00:39	50.00%
66.	Mozambique	40 (0.17%)	90.00%	136 (0.23%)	36 (0.23%)	36 (0.23%)	36 (0.23%)	00:03:24	57.50%
67.	Qatar	40 (0.17%)	55.00%	90 (0.15%)	24 (0.15%)	22 (0.14%)	22 (0.14%)	00:03:37	65.00%
68.	Sri Lanka	34 (0.15%)	85.29%	84 (0.14%)	29 (0.18%)	29 (0.18%)	29 (0.18%)	00:04:51	61.76%
69.	Peru	34 (0.15%)	82.35%	81 (0.14%)	28 (0.18%)	28 (0.18%)	28 (0.18%)	00:03:00	79.41%
70.	Sweden	34 (0.15%)	91.18%	64 (0.11%)	32 (0.20%)	31 (0.20%)	31 (0.20%)	00:00:58	67.65%
71.	Gabon	33 (0.14%)	60.61%	60 (0.10%)	20 (0.13%)	20 (0.13%)	20 (0.13%)	00:01:23	75.76%
72.	Poland	33 (0.14%)	69.70%	79 (0.13%)	24 (0.15%)	23 (0.15%)	23 (0.15%)	00:02:40	69.70%
73.	Thailand	33 (0.14%)	84.85%	134 (0.23%)	28 (0.18%)	28 (0.18%)	28 (0.18%)	00:05:36	60.61%
74.	Bangladesh	32 (0.14%)	96.88%	40 (0.07%)	31 (0.19%)	31 (0.20%)	31 (0.20%)	00:00:32	81.25%
75.	Kazakhstan	31 (0.13%)	87.10%	31 (0.05%)	27 (0.17%)	27 (0.17%)	27 (0.17%)	00:00:00	100.00%
76.	Latvia	31 (0.13%)	51.61%	46 (0.08%)	16 (0.10%)	16 (0.10%)	16 (0.10%)	00:01:35	74.19%
77.	Malaysia	31 (0.13%)	96.77%	47 (0.08%)	30 (0.19%)	30 (0.19%)	30 (0.19%)	00:00:50	90.32%
78.	Colombia	30 (0.13%)	80.00%	66 (0.11%)	24 (0.15%)	24 (0.15%)	24 (0.15%)	00:01:10	70.00%
79.	Finland	28 (0.12%)	78.57%	132 (0.22%)	22 (0.14%)	22 (0.14%)	22 (0.14%)	00:04:49	67.86%
80.	Ireland	26 (0.11%)	88.46%	91 (0.15%)	23 (0.14%)	23 (0.15%)	23 (0.15%)	00:05:41	50.00%
81.	Iraq	26 (0.11%)	92.31%	34 (0.06%)	25 (0.16%)	24 (0.15%)	24 (0.15%)	00:01:31	76.92%
82.	New Zealand	26 (0.11%)	65.38%	42 (0.07%)	17 (0.11%)	17 (0.11%)	17 (0.11%)	00:02:13	69.23%
83.	Georgia	25 (0.11%)	100.00%	31 (0.05%)	25 (0.16%)	25 (0.16%)	25 (0.16%)	00:01:18	88.00%

Rank	Country	Count	Percentage	Count	Percentage	Count	Count	Time	Percentage
84.	Israel	25 (0.11%)	96.00%	33 (0.06%)	25 (0.16%)	24 (0.15%)		00:00:11	88.00%
85.	Vietnam	25 (0.11%)	96.00%	35 (0.06%)	24 (0.15%)	24 (0.15%)		00:01:20	76.00%
86.	Burundi	24 (0.10%)	83.33%	38 (0.06%)	20 (0.13%)	20 (0.13%)		00:00:52	66.67%
87.	Cuba	23 (0.10%)	100.00%	27 (0.05%)	23 (0.14%)	23 (0.15%)		00:00:11	86.96%
88.	Argentina	22 (0.10%)	95.45%	123 (0.21%)	22 (0.14%)	21 (0.13%)		00:02:45	86.36%
89.	Denmark	22 (0.10%)	90.91%	41 (0.07%)	20 (0.13%)	20 (0.13%)		00:01:12	77.27%
90.	Kuwait	22 (0.10%)	40.91%	121 (0.20%)	9 (0.06%)	9 (0.06%)		00:12:31	31.82%
91.	Libya	22 (0.10%)	68.18%	53 (0.09%)	15 (0.09%)	15 (0.10%)		00:03:00	59.09%
92.	Jordan	21 (0.09%)	61.90%	41 (0.07%)	13 (0.08%)	13 (0.08%)		00:02:32	57.14%
93.	Liberia	21 (0.09%)	61.90%	30 (0.05%)	16 (0.10%)	13 (0.08%)		00:02:13	80.95%
94.	Hong Kong	19 (0.08%)	84.21%	40 (0.07%)	17 (0.11%)	16 (0.10%)		00:03:20	52.63%
95.	Sierra Leone	19 (0.08%)	63.16%	32 (0.05%)	13 (0.08%)	12 (0.08%)		00:01:45	68.42%
96.	Somalia	19 (0.08%)	89.47%	31 (0.05%)	17 (0.11%)	17 (0.11%)		00:00:42	78.95%
97.	Taiwan	18 (0.08%)	94.44%	21 (0.04%)	17 (0.11%)	17 (0.11%)		00:01:16	88.89%
98.	Bolivia	16 (0.07%)	87.50%	17 (0.03%)	14 (0.09%)	14 (0.09%)		00:00:53	93.75%
99.	Greece	15 (0.06%)	86.67%	31 (0.05%)	13 (0.08%)	13 (0.08%)		00:01:23	86.67%
100.	Hungary	14 (0.06%)	92.86%	19 (0.03%)	13 (0.08%)	13 (0.08%)		00:01:40	78.57%
101.	Maldives	14 (0.06%)	85.71%	28 (0.05%)	12 (0.08%)	12 (0.08%)		00:01:15	71.43%
102.	Romania	14 (0.06%)	85.71%	42 (0.07%)	12 (0.08%)	12 (0.08%)		00:03:24	50.00%
103.	Venezuela	14 (0.06%)	57.14%	38 (0.06%)	9 (0.06%)	8 (0.05%)		00:05:01	71.43%
104.	Cyprus	13 (0.06%)	100.00%	13 (0.02%)	13 (0.08%)	13 (0.08%)		00:00:00	100.00%
105.	Croatia	13 (0.06%)	76.92%	36 (0.06%)	10 (0.06%)	10 (0.06%)		00:06:29	46.15%
106.	Lebanon	13 (0.06%)	76.92%	13 (0.02%)	10 (0.06%)	10 (0.06%)		00:00:00	100.00%
107.	Mauritius	13 (0.06%)	76.92%	22 (0.04%)	11 (0.07%)	10 (0.06%)		00:00:46	69.23%
108.	Swaziland	13 (0.06%)	100.00%	30 (0.05%)	13 (0.08%)	13 (0.08%)		00:03:44	69.23%
109.	Guadeloupe	12 (0.05%)	66.67%	21 (0.04%)	7 (0.04%)	8 (0.05%)		00:01:42	66.67%
110.	Namibia	11 (0.05%)	81.82%	16 (0.03%)	9 (0.06%)	9 (0.06%)		00:01:38	81.82%
111.	Central African Republic	10 (0.04%)	70.00%	19 (0.03%)	7 (0.04%)	7 (0.04%)		00:05:00	70.00%
112.	Chile	10 (0.04%)	90.00%	12 (0.02%)	10 (0.06%)	9 (0.06%)		00:00:03	90.00%
113.	Haiti	10 (0.04%)	100.00%	10 (0.02%)	10 (0.06%)	10 (0.06%)		00:00:00	100.00%
114.	Mauritania	10 (0.04%)	60.00%	42 (0.07%)	6 (0.04%)	6 (0.04%)		00:05:10	40.00%
115.	El Salvador	9 (0.04%)	100.00%	10 (0.02%)	9 (0.06%)	9 (0.06%)		00:00:26	88.89%
116.	Yemen	9 (0.04%)	88.89%	11 (0.02%)	8 (0.05%)	8 (0.05%)		00:02:23	77.78%
117.	Ecuador	8 (0.03%)	100.00%	8 (0.01%)	8 (0.05%)	8 (0.05%)		00:00:00	100.00%

Rank	Country	Count	Percentage	Count	Count	Count	Time	Percentage
118.	Nicaragua	8 (0.03%)	100.00%	10 (0.02%)	8 (0.05%)	8 (0.05%)	00:01:05	75.00%
119.	Palestine	8 (0.03%)	100.00%	8 (0.01%)	8 (0.05%)	8 (0.05%)	00:00:00	100.00%
120.	Iceland	7 (0.03%)	85.71%	11 (0.02%)	7 (0.04%)	6 (0.04%)	00:00:55	42.86%
121.	Singapore	7 (0.03%)	100.00%	16 (0.03%)	7 (0.04%)	7 (0.04%)	00:04:15	57.14%
122.	Lesotho	6 (0.03%)	100.00%	14 (0.02%)	6 (0.04%)	6 (0.04%)	00:03:40	66.67%
123.	Myanmar (Burma)	6 (0.03%)	83.33%	9 (0.02%)	5 (0.03%)	5 (0.03%)	00:00:19	66.67%
124.	Afghanistan	5 (0.02%)	60.00%	6 (0.01%)	4 (0.03%)	3 (0.02%)	00:00:03	80.00%
125.	Bosnia & Herzegovina	5 (0.02%)	80.00%	9 (0.02%)	4 (0.03%)	4 (0.03%)	00:04:53	80.00%
126.	Bulgaria	5 (0.02%)	100.00%	8 (0.01%)	5 (0.03%)	5 (0.03%)	00:00:24	80.00%
127.	Oman	5 (0.02%)	40.00%	6 (0.01%)	3 (0.02%)	2 (0.01%)	00:00:40	80.00%
128.	Albania	4 (0.02%)	100.00%	4 (0.01%)	4 (0.03%)	4 (0.03%)	00:00:00	100.00%
129.	Belarus	4 (0.02%)	75.00%	8 (0.01%)	3 (0.02%)	3 (0.02%)	00:06:39	50.00%
130.	Cape Verde	4 (0.02%)	100.00%	5 (0.01%)	3 (0.02%)	4 (0.03%)	00:01:18	75.00%
131.	Czechia	4 (0.02%)	100.00%	4 (0.01%)	4 (0.03%)	4 (0.03%)	00:00:00	100.00%
132.	Guatemala	4 (0.02%)	100.00%	5 (0.01%)	4 (0.03%)	4 (0.03%)	00:00:07	75.00%
133.	Honduras	4 (0.02%)	100.00%	4 (0.01%)	4 (0.03%)	4 (0.03%)	00:00:00	100.00%
134.	Paraguay	4 (0.02%)	100.00%	4 (0.01%)	4 (0.03%)	4 (0.03%)	00:00:00	100.00%
135.	Serbia	4 (0.02%)	75.00%	6 (0.01%)	3 (0.02%)	3 (0.02%)	00:00:27	75.00%
136.	South Sudan	4 (0.02%)	75.00%	9 (0.02%)	4 (0.03%)	3 (0.02%)	00:01:23	50.00%
137.	Trinidad & Tobago	4 (0.02%)	100.00%	6 (0.01%)	4 (0.03%)	4 (0.03%)	00:00:34	50.00%
138.	Dominica	3 (0.01%)	100.00%	5 (0.01%)	3 (0.02%)	3 (0.02%)	00:01:56	66.67%
139.	Fiji	3 (0.01%)	100.00%	3 (0.01%)	3 (0.02%)	3 (0.02%)	00:00:00	100.00%
140.	Cambodia	3 (0.01%)	100.00%	3 (0.01%)	3 (0.02%)	3 (0.02%)	00:00:00	100.00%
141.	Lithuania	3 (0.01%)	100.00%	4 (0.01%)	3 (0.02%)	3 (0.02%)	00:00:24	66.67%
142.	Mongolia	3 (0.01%)	100.00%	4 (0.01%)	3 (0.02%)	3 (0.02%)	00:00:34	66.67%
143.	Macau	3 (0.01%)	100.00%	3 (0.01%)	3 (0.02%)	3 (0.02%)	00:00:00	100.00%
144.	Panama	3 (0.01%)	100.00%	3 (0.01%)	3 (0.02%)	3 (0.02%)	00:00:00	100.00%
145.	Uruguay	3 (0.01%)	100.00%	4 (0.01%)	3 (0.02%)	3 (0.02%)	00:00:23	66.67%
146.	Uzbekistan	3 (0.01%)	100.00%	5 (0.01%)	3 (0.02%)	3 (0.02%)	00:00:26	66.67%
147.	Azerbaijan	2 (0.01%)	100.00%	4 (0.01%)	2 (0.01%)	2 (0.01%)	00:01:41	50.00%
148.	Barbados	2 (0.01%)	100.00%	2 (0.00%)	2 (0.01%)	2 (0.01%)	00:00:00	100.00%
149.	Costa Rica	2 (0.01%)	100.00%	2 (0.00%)	2 (0.01%)	2 (0.01%)	00:00:00	100.00%
150.	Estonia	2 (0.01%)	100.00%	3 (0.01%)	2 (0.01%)	2 (0.01%)	00:00:14	50.00%
151.	Eritrea	2 (0.01%)	100.00%	6 (0.01%)	2 (0.01%)	2 (0.01%)	00:02:17	50.00%

152.	French Guiana	2 (0.01%)	100.00%	2 (0.00%)	2 (0.01%)	2 (0.01%)	00:00:00	100.00%
153.	Guyana	2 (0.01%)	100.00%	3 (0.01%)	2 (0.01%)	2 (0.01%)	00:01:08	50.00%
154.	Jamaica	2 (0.01%)	100.00%	5 (0.01%)	2 (0.01%)	2 (0.01%)	00:00:57	50.00%
155.	Comoros	2 (0.01%)	100.00%	4 (0.01%)	2 (0.01%)	2 (0.01%)	00:02:43	50.00%
156.	Macedonia (FYROM)	2 (0.01%)	100.00%	2 (0.00%)	2 (0.01%)	2 (0.01%)	00:00:00	100.00%
157.	Martinique	2 (0.01%)	100.00%	2 (0.00%)	2 (0.01%)	2 (0.01%)	00:00:00	100.00%
158.	Puerto Rico	2 (0.01%)	100.00%	2 (0.00%)	2 (0.01%)	2 (0.01%)	00:00:00	100.00%
159.	Slovakia	2 (0.01%)	100.00%	2 (0.00%)	2 (0.01%)	2 (0.01%)	00:00:00	100.00%
160.	Timor-Leste	2 (0.01%)	100.00%	2 (0.00%)	2 (0.01%)	2 (0.01%)	00:00:00	100.00%
161.	St. Vincent & Grenadines	2 (0.01%)	100.00%	6 (0.01%)	2 (0.01%)	2 (0.01%)	00:01:21	50.00%
162.	Andorra	1 (0.00%)	0.00%	1 (0.00%)	1 (0.01%)	0 (0.00%)	00:00:00	100.00%
163.	Brunei	1 (0.00%)	100.00%	1 (0.00%)	1 (0.01%)	1 (0.01%)	00:00:00	100.00%
164.	Bahamas	1 (0.00%)	100.00%	1 (0.00%)	1 (0.01%)	1 (0.01%)	00:00:00	100.00%
165.	Grenada	1 (0.00%)	100.00%	3 (0.01%)	1 (0.01%)	1 (0.01%)	00:00:52	0.00%
166.	Luxembourg	1 (0.00%)	100.00%	1 (0.00%)	1 (0.01%)	1 (0.01%)	00:00:00	100.00%
167.	French Polynesia	1 (0.00%)	100.00%	1 (0.00%)	1 (0.01%)	1 (0.01%)	00:00:00	100.00%
168.	Papua New Guinea	1 (0.00%)	100.00%	2 (0.00%)	1 (0.01%)	1 (0.01%)	00:01:46	0.00%
169.	Solomon Islands	1 (0.00%)	100.00%	1 (0.00%)	1 (0.01%)	1 (0.01%)	00:00:00	100.00%
170.	Slovenia	1 (0.00%)	100.00%	1 (0.00%)	1 (0.01%)	1 (0.01%)	00:00:00	100.00%
171.	Suriname	1 (0.00%)	100.00%	1 (0.00%)	1 (0.01%)	1 (0.01%)	00:00:00	100.00%
172.	Syria	1 (0.00%)	100.00%	1 (0.00%)	1 (0.01%)	1 (0.01%)	00:00:00	100.00%

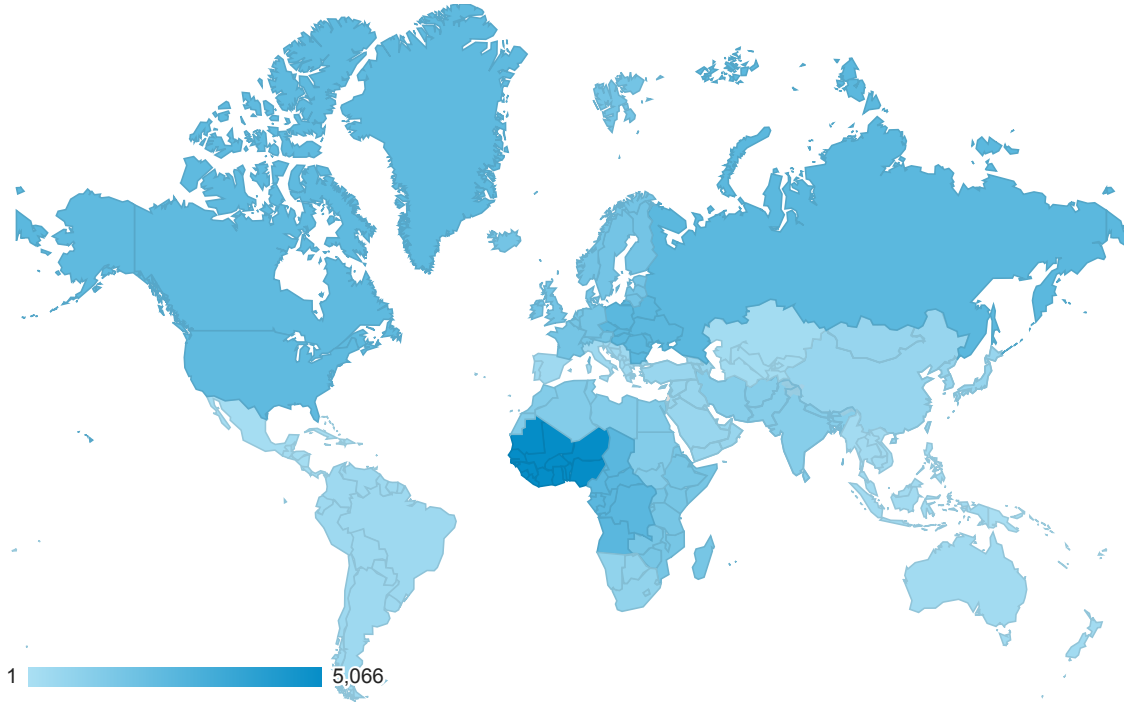


Continental

All Users  
100.00% Sessions

Jan 1, 2016 - Dec 29, 2017

Continental



Sub Continent	Sessions	Users
	23,124 % of Total: 100.00% (23,124)	15,733 % of Total: 99.29% (15,845)
1. Western Africa	<b>5,066</b> (21.91%)	<b>2,978</b> (18.78%)
2. Middle Africa	<b>2,455</b> (10.62%)	<b>740</b> (4.67%)
3. Eastern Europe	<b>2,421</b> (10.47%)	<b>1,952</b> (12.31%)
4. Northern America	<b>2,308</b> (9.98%)	<b>1,872</b> (11.80%)
5. Northern Europe	<b>1,647</b> (7.12%)	<b>1,281</b> (8.08%)
6. Western Europe	<b>1,620</b> (7.01%)	<b>1,109</b> (6.99%)
7. Eastern Africa	<b>1,556</b> (6.73%)	<b>1,228</b> (7.74%)
8. Northern Africa	<b>1,197</b> (5.18%)	<b>803</b> (5.06%)
9. Southern Asia	<b>1,079</b> (4.67%)	<b>784</b> (4.94%)
10. Southern Africa	<b>772</b> (3.34%)	<b>529</b> (3.34%)

Rows 1 - 10 of 22