

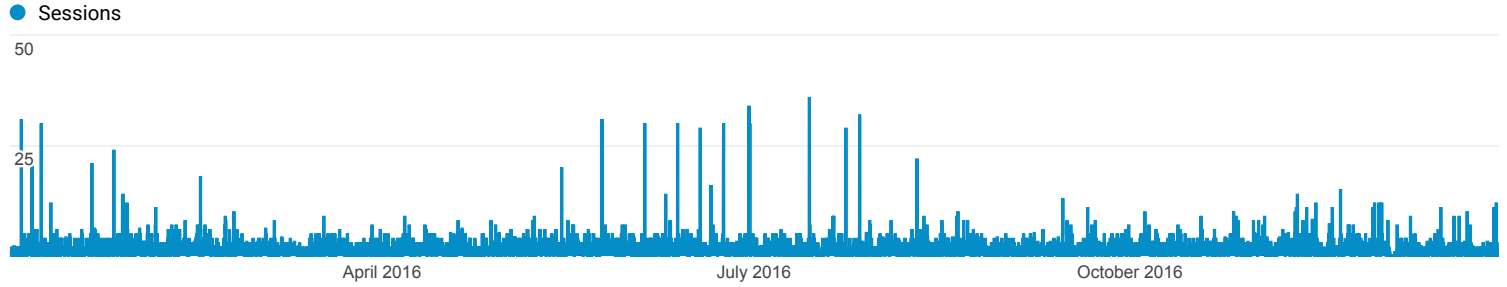


Jan 1, 2016 - Dec 29, 2016

Audience Overview

All Users
100.00% Sessions

Overview



Sessions
13,196

Users
9,492

Pageviews
24,403

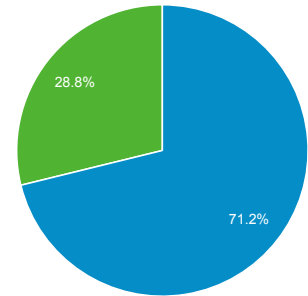
Pages / Session
1.85

Avg. Session Duration
00:02:08

Bounce Rate
70.64%

% New Sessions
71.11%

■ New Visitor ■ Returning Visitor



Country	Sessions	% Sessions
1. Russia	1,900	14.40%
2. United States	1,025	7.77%
3. United Kingdom	822	6.23%
4. Congo (Republic)	791	5.99%
5. Nigeria	708	5.37%
6. Benin	655	4.96%
7. India	473	3.58%
8. Ghana	338	2.56%
9. France	336	2.55%
10. South Africa	319	2.42%



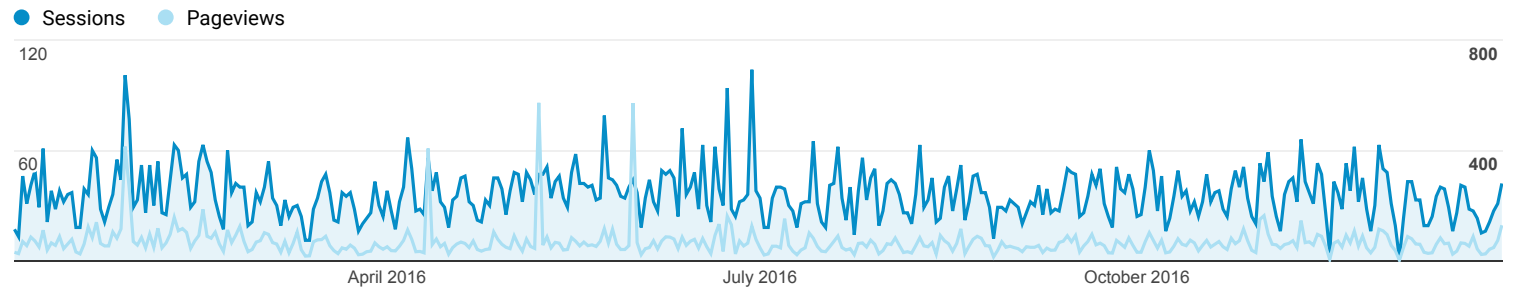
African Index Medicus - Annual Global Report 2016

Jan 1, 2016 - Dec 29, 2016

All Users
100.00% Sessions

AIM Annual Report 2016

Groupe de statistiques



Country	Sessions	Pageviews	Pages / Session	Users	Avg. Time on Page	Bounce Rate
	13,196 % of Total: 100.00% (13,196)	24,403 % of Total: 100.00% (24,403)	1.85 Avg for View: 1.85 (0.00%)	9,492 % of Total: 100.00% (9,492)	00:02:31 Avg for View: 00:02:31 (0.00%)	70.64% Avg for View: 70.64% (0.00%)
1. Russia	1,900 (14.40%)	3,500 (14.34%)	1.84	1,517 (15.84%)	00:00:45	91.00%
2. United States	1,025 (7.77%)	1,637 (6.71%)	1.60	870 (9.09%)	00:01:56	69.66%
3. United Kingdom	822 (6.23%)	1,198 (4.91%)	1.46	723 (7.55%)	00:02:09	78.71%
4. Congo (Republic)	791 (5.99%)	2,174 (8.91%)	2.75	114 (1.19%)	00:02:49	54.87%
5. Nigeria	708 (5.37%)	1,575 (6.45%)	2.22	512 (5.35%)	00:02:39	59.18%
6. Benin	655 (4.96%)	1,794 (7.35%)	2.74	331 (3.46%)	00:03:20	45.04%
7. India	473 (3.58%)	860 (3.52%)	1.82	298 (3.11%)	00:04:37	67.44%
8. Ghana	338 (2.56%)	562 (2.30%)	1.66	143 (1.49%)	00:01:57	59.17%
9. France	336 (2.55%)	794 (3.25%)	2.36	185 (1.93%)	00:02:10	54.17%
10. South Africa	319 (2.42%)	476 (1.95%)	1.49	255 (2.66%)	00:02:15	72.73%
11. Cameroon	243 (1.84%)	398 (1.63%)	1.64	160 (1.67%)	00:03:59	66.67%
12. China	242 (1.83%)	271 (1.11%)	1.12	232 (2.42%)	00:02:14	91.74%
13. Côte d'Ivoire	229 (1.74%)	526 (2.16%)	2.30	164 (1.71%)	00:02:37	63.32%
14. Kenya	226 (1.71%)	429 (1.76%)	1.90	180 (1.88%)	00:03:45	68.14%
15. Canada	225 (1.71%)	367 (1.50%)	1.63	174 (1.82%)	00:02:55	73.33%
16. (not set)	212 (1.61%)	304 (1.25%)	1.43	186 (1.94%)	00:01:50	73.58%
17. Germany	211 (1.60%)	397 (1.63%)	1.88	162 (1.69%)	00:01:48	52.61%
18. Morocco	189 (1.43%)	335 (1.37%)	1.77	140 (1.46%)	00:02:39	66.67%

Global Performance Metrics - Q3 2023		Regional Analysis (North America, Europe, Asia, Africa)				Operational Efficiency			
Rank	Country	Revenue (M USD)	Profit (M USD)	Market Share (%)	Customer Satisfaction (1-5)	Production Time (h)	Defect Rate (%)		
19.	Senegal	181 (1.37%)	360 (1.48%)	1.2	4.5	1.99	132 (1.38%)	00:03:23	62.43%
20.	Switzerland	175 (1.33%)	265 (1.09%)	1.5	4.2	1.51	91 (0.95%)	00:04:40	67.43%
21.	Brazil	162 (1.23%)	194 (0.79%)	1.8	4.7	1.20	159 (1.66%)	00:02:15	91.98%
22.	Kyrgyzstan	161 (1.22%)	167 (0.68%)	1.0	3.8	1.04	121 (1.26%)	00:13:14	96.89%
23.	Tanzania	146 (1.11%)	245 (1.00%)	1.3	4.0	1.68	96 (1.00%)	00:03:39	66.44%
24.	Netherlands	140 (1.06%)	285 (1.17%)	1.7	4.3	2.04	109 (1.14%)	00:03:03	57.86%
25.	Ethiopia	138 (1.05%)	249 (1.02%)	1.1	3.9	1.80	119 (1.24%)	00:03:28	68.84%
26.	Niger	108 (0.82%)	265 (1.09%)	0.9	3.5	2.45	52 (0.54%)	00:03:43	49.07%
27.	Italy	96 (0.73%)	185 (0.76%)	1.4	4.1	1.93	85 (0.89%)	00:00:37	53.12%
28.	Australia	93 (0.70%)	136 (0.56%)	1.6	4.4	1.46	77 (0.80%)	00:03:07	76.34%
29.	Togo	89 (0.67%)	158 (0.65%)	0.8	3.6	1.78	67 (0.70%)	00:03:25	59.55%
30.	Egypt	88 (0.67%)	169 (0.69%)	1.0	3.7	1.92	72 (0.75%)	00:02:29	62.50%
31.	Algeria	85 (0.64%)	143 (0.59%)	1.2	3.9	1.68	73 (0.76%)	00:02:52	71.76%
32.	Sudan	85 (0.64%)	176 (0.72%)	0.7	3.4	2.07	64 (0.67%)	00:03:02	62.35%
33.	Uganda	85 (0.64%)	134 (0.55%)	1.1	3.8	1.58	69 (0.72%)	00:02:20	72.94%
34.	Mali	81 (0.61%)	260 (1.07%)	0.6	3.3	3.21	47 (0.49%)	00:02:45	49.38%
35.	Madagascar	79 (0.60%)	146 (0.60%)	0.9	3.6	1.85	65 (0.68%)	00:01:59	60.76%
36.	Burkina Faso	78 (0.59%)	179 (0.73%)	0.8	3.5	2.29	56 (0.58%)	00:03:10	58.97%
37.	Mexico	77 (0.58%)	92 (0.38%)	1.3	4.0	1.19	66 (0.69%)	00:05:26	89.61%
38.	Ukraine	77 (0.58%)	93 (0.38%)	1.0	3.7	1.21	71 (0.74%)	00:01:33	89.61%
39.	Tunisia	73 (0.55%)	136 (0.56%)	1.1	3.8	1.86	66 (0.69%)	00:01:25	69.86%
40.	Turkey	69 (0.52%)	116 (0.48%)	1.4	4.1	1.68	66 (0.69%)	00:01:37	73.91%
41.	Belgium	68 (0.52%)	143 (0.59%)	1.2	3.9	2.10	63 (0.66%)	00:02:29	66.18%
42.	Congo (DRC)	66 (0.50%)	121 (0.50%)	0.9	3.6	1.83	33 (0.34%)	00:03:28	77.27%
43.	Indonesia	57 (0.43%)	81 (0.33%)	1.5	4.2	1.42	50 (0.52%)	00:04:09	71.93%
44.	Norway	56 (0.42%)	94 (0.39%)	1.3	4.0	1.68	44 (0.46%)	00:02:02	62.50%
45.	Spain	55 (0.42%)	82 (0.34%)	1.1	3.8	1.49	43 (0.45%)	00:03:37	70.91%
46.	Iran	53 (0.40%)	91 (0.37%)	1.0	3.7	1.72	43 (0.45%)	00:03:11	77.36%
47.	South Korea	52 (0.39%)	56 (0.23%)	1.6	4.3	1.08	51 (0.53%)	00:04:01	92.31%
48.	Saudi Arabia	50 (0.38%)	96 (0.39%)	1.2	3.9	1.92	45 (0.47%)	00:02:12	54.00%
49.	Moldova	47 (0.36%)	51 (0.21%)	0.8	3.5	1.09	30 (0.31%)	00:00:18	95.74%
50.	Botswana	42 (0.32%)	50 (0.20%)	1.0	3.7	1.19	29 (0.30%)	00:02:38	88.10%
51.	Zimbabwe	37 (0.28%)	54 (0.22%)	0.9	3.6	1.46	30 (0.31%)	00:02:08	78.38%
52.	Malawi	35 (0.27%)	53 (0.22%)	0.7	3.4	1.51	30 (0.31%)	00:04:35	74.29%

Rank	Country	Score	Percentage	Time	Percentage	Score	Percentage
52.	Malawi	34	(0.27%)	1.51	(0.31%)	00:04:35	74.29%
53.	Pakistan	35	(0.27%)	1.57	(0.28%)	00:02:20	80.00%
54.	Guinea	33	(0.25%)	1.55	(0.29%)	00:02:52	72.73%
55.	Portugal	32	(0.24%)	2.09	(0.29%)	00:02:10	53.12%
56.	Zambia	32	(0.24%)	1.41	(0.28%)	00:03:46	71.88%
57.	Japan	31	(0.23%)	2.23	(0.30%)	00:00:24	87.10%
58.	Angola	29	(0.22%)	1.34	(0.24%)	00:05:39	79.31%
59.	Austria	29	(0.22%)	2.17	(0.29%)	00:00:37	37.93%
60.	Rwanda	28	(0.21%)	1.32	(0.25%)	00:02:08	78.57%
61.	Poland	27	(0.20%)	1.52	(0.20%)	00:04:22	66.67%
62.	Philippines	25	(0.19%)	1.12	(0.26%)	00:02:11	88.00%
63.	Qatar	24	(0.18%)	1.58	(0.14%)	00:07:35	70.83%
64.	Sri Lanka	23	(0.17%)	2.70	(0.19%)	00:02:49	56.52%
65.	Chad	23	(0.17%)	2.91	(0.14%)	00:01:00	60.87%
66.	Kazakhstan	22	(0.17%)	1.00	(0.20%)	00:00:00	100.00%
67.	Sweden	22	(0.17%)	1.41	(0.22%)	00:02:07	77.27%
68.	United Arab Emirates	21	(0.16%)	1.33	(0.18%)	00:01:32	85.71%
69.	Gambia	21	(0.16%)	1.67	(0.10%)	00:00:39	71.43%
70.	Israel	20	(0.15%)	1.10	(0.21%)	00:00:50	90.00%
71.	Latvia	19	(0.14%)	1.42	(0.10%)	00:03:54	78.95%
72.	Mozambique	19	(0.14%)	1.95	(0.20%)	00:01:58	47.37%
73.	Peru	19	(0.14%)	1.11	(0.15%)	00:09:10	89.47%
74.	Colombia	17	(0.13%)	1.65	(0.17%)	00:01:29	82.35%
75.	Iraq	17	(0.13%)	1.18	(0.18%)	00:02:37	82.35%
76.	Malaysia	17	(0.13%)	1.94	(0.17%)	00:01:36	82.35%
77.	New Zealand	17	(0.13%)	1.65	(0.14%)	00:02:53	70.59%
78.	Thailand	17	(0.13%)	1.47	(0.17%)	00:01:17	76.47%
79.	Argentina	16	(0.12%)	1.06	(0.17%)	00:00:50	93.75%
80.	Vietnam	16	(0.12%)	1.38	(0.16%)	00:00:43	75.00%
81.	Bangladesh	15	(0.11%)	1.27	(0.16%)	00:00:44	73.33%
82.	Denmark	15	(0.11%)	1.93	(0.14%)	00:01:24	80.00%
83.	Finland	15	(0.11%)	1.73	(0.11%)	00:04:27	73.33%
84.	Gabon	14	(0.11%)	1.43	(0.10%)	00:03:03	78.57%
85.	Ireland	14	(0.11%)	2.86	(0.13%)	00:01:34	57.14%

Rank	Country	Count	Percentage	Score	Percentage	Time	Percentage
86.	Burundi	13 (0.10%)	23 (0.09%)	1.77	9 (0.09%)	00:01:06	61.54%
87.	Georgia	13 (0.10%)	14 (0.06%)	1.08	13 (0.14%)	00:00:19	92.31%
88.	Nepal	13 (0.10%)	20 (0.08%)	1.54	12 (0.13%)	00:01:42	76.92%
89.	Cuba	12 (0.09%)	16 (0.07%)	1.33	12 (0.13%)	00:01:02	75.00%
90.	Hong Kong	12 (0.09%)	20 (0.08%)	1.67	10 (0.10%)	00:05:46	58.33%
91.	Libya	12 (0.09%)	26 (0.11%)	2.17	11 (0.11%)	00:01:59	58.33%
92.	Cyprus	11 (0.08%)	11 (0.05%)	1.00	11 (0.11%)	00:00:00	100.00%
93.	Swaziland	11 (0.08%)	21 (0.09%)	1.91	11 (0.11%)	00:04:29	72.73%
94.	Taiwan	11 (0.08%)	14 (0.06%)	1.27	10 (0.10%)	00:07:37	81.82%
95.	Lebanon	10 (0.08%)	10 (0.04%)	1.00	7 (0.07%)	00:00:00	100.00%
96.	Somalia	10 (0.08%)	10 (0.04%)	1.00	9 (0.09%)	00:00:00	100.00%
97.	Maldives	9 (0.07%)	14 (0.06%)	1.56	7 (0.07%)	00:01:38	77.78%
98.	Hungary	8 (0.06%)	9 (0.04%)	1.12	8 (0.08%)	00:00:19	87.50%
99.	Liberia	8 (0.06%)	10 (0.04%)	1.25	7 (0.07%)	00:05:36	75.00%
100.	Mauritius	8 (0.06%)	12 (0.05%)	1.50	7 (0.07%)	00:00:26	75.00%
101.	Bolivia	7 (0.05%)	7 (0.03%)	1.00	7 (0.07%)	00:00:00	100.00%
102.	Chile	7 (0.05%)	7 (0.03%)	1.00	7 (0.07%)	00:00:00	100.00%
103.	Croatia	7 (0.05%)	13 (0.05%)	1.86	5 (0.05%)	00:04:28	42.86%
104.	Namibia	7 (0.05%)	12 (0.05%)	1.71	5 (0.05%)	00:03:36	71.43%
105.	Venezuela	7 (0.05%)	8 (0.03%)	1.14	5 (0.05%)	00:04:02	85.71%
106.	Yemen	7 (0.05%)	9 (0.04%)	1.29	6 (0.06%)	00:10:44	71.43%
107.	Guadeloupe	6 (0.05%)	7 (0.03%)	1.17	3 (0.03%)	00:00:13	83.33%
108.	Iceland	6 (0.05%)	10 (0.04%)	1.67	6 (0.06%)	00:01:36	33.33%
109.	Romania	6 (0.05%)	11 (0.05%)	1.83	6 (0.06%)	00:04:35	66.67%
110.	Sierra Leone	6 (0.05%)	10 (0.04%)	1.67	6 (0.06%)	00:01:19	66.67%
111.	Ecuador	5 (0.04%)	5 (0.02%)	1.00	5 (0.05%)	00:00:00	100.00%
112.	Greece	5 (0.04%)	5 (0.02%)	1.00	5 (0.05%)	00:00:00	100.00%
113.	Jordan	5 (0.04%)	7 (0.03%)	1.40	5 (0.05%)	00:08:07	60.00%
114.	Nicaragua	5 (0.04%)	6 (0.02%)	1.20	5 (0.05%)	00:07:58	80.00%
115.	Palestine	5 (0.04%)	5 (0.02%)	1.00	5 (0.05%)	00:00:00	100.00%
116.	Bosnia & Herzegovina	4 (0.03%)	8 (0.03%)	2.00	4 (0.04%)	00:06:07	75.00%
117.	Bulgaria	4 (0.03%)	7 (0.03%)	1.75	4 (0.04%)	00:00:41	75.00%
118.	Honduras	4 (0.03%)	4 (0.02%)	1.00	4 (0.04%)	00:00:00	100.00%

Rank	Country	Count	Percentage	Score	Percentage	Time	Percentage			
119.	El Salvador	4	(0.03%)	5	(0.02%)	1.25	4	(0.04%)	00:03:58	75.00%
120.	Albania	3	(0.02%)	3	(0.01%)	1.00	3	(0.03%)	00:00:00	100.00%
121.	Belarus	3	(0.02%)	7	(0.03%)	2.33	2	(0.02%)	00:06:39	33.33%
122.	Czech Republic	3	(0.02%)	3	(0.01%)	1.00	3	(0.03%)	00:00:00	100.00%
123.	Fiji	3	(0.02%)	3	(0.01%)	1.00	3	(0.03%)	00:00:00	100.00%
124.	Cambodia	3	(0.02%)	3	(0.01%)	1.00	3	(0.03%)	00:00:00	100.00%
125.	Kuwait	3	(0.02%)	5	(0.02%)	1.67	3	(0.03%)	00:00:54	66.67%
126.	Lesotho	3	(0.02%)	11	(0.05%)	3.67	3	(0.03%)	00:02:45	33.33%
127.	Myanmar (Burma)	3	(0.02%)	3	(0.01%)	1.00	2	(0.02%)	00:00:00	100.00%
128.	Mauritania	3	(0.02%)	7	(0.03%)	2.33	3	(0.03%)	00:07:44	33.33%
129.	Serbia	3	(0.02%)	5	(0.02%)	1.67	2	(0.02%)	00:00:53	66.67%
130.	Trinidad & Tobago	3	(0.02%)	5	(0.02%)	1.67	3	(0.03%)	00:01:07	33.33%
131.	Afghanistan	2	(0.02%)	3	(0.01%)	1.50	2	(0.02%)	00:00:15	50.00%
132.	Azerbaijan	2	(0.02%)	4	(0.02%)	2.00	2	(0.02%)	00:01:41	50.00%
133.	Cape Verde	2	(0.02%)	2	(0.01%)	1.00	2	(0.02%)	00:00:00	100.00%
134.	Dominica	2	(0.02%)	4	(0.02%)	2.00	2	(0.02%)	00:02:54	50.00%
135.	Eritrea	2	(0.02%)	6	(0.02%)	3.00	2	(0.02%)	00:01:08	50.00%
136.	Guatemala	2	(0.02%)	3	(0.01%)	1.50	2	(0.02%)	00:00:29	50.00%
137.	Comoros	2	(0.02%)	4	(0.02%)	2.00	2	(0.02%)	00:02:44	50.00%
138.	Panama	2	(0.02%)	2	(0.01%)	1.00	2	(0.02%)	00:00:00	100.00%
139.	Puerto Rico	2	(0.02%)	2	(0.01%)	1.00	2	(0.02%)	00:00:00	100.00%
140.	Paraguay	2	(0.02%)	2	(0.01%)	1.00	2	(0.02%)	00:00:00	100.00%
141.	Singapore	2	(0.02%)	3	(0.01%)	1.50	2	(0.02%)	00:00:41	50.00%
142.	Andorra	1	(0.01%)	1	(0.00%)	1.00	1	(0.01%)	00:00:00	100.00%
143.	Brunei	1	(0.01%)	1	(0.00%)	1.00	1	(0.01%)	00:00:00	100.00%
144.	Central African Republic	1	(0.01%)	1	(0.00%)	1.00	1	(0.01%)	00:00:00	100.00%
145.	Costa Rica	1	(0.01%)	1	(0.00%)	1.00	1	(0.01%)	00:00:00	100.00%
146.	Estonia	1	(0.01%)	1	(0.00%)	1.00	1	(0.01%)	00:00:00	100.00%
147.	French Guiana	1	(0.01%)	1	(0.00%)	1.00	1	(0.01%)	00:00:00	100.00%
148.	Guyana	1	(0.01%)	1	(0.00%)	1.00	1	(0.01%)	00:00:00	100.00%
149.	Haiti	1	(0.01%)	1	(0.00%)	1.00	1	(0.01%)	00:00:00	100.00%
150.	Jamaica	1	(0.01%)	1	(0.00%)	1.00	1	(0.01%)	00:00:00	100.00%
151.	Lithuania	1	(0.01%)	2	(0.01%)	2.00	1	(0.01%)	00:01:13	0.00%
152.	Macedonia (FYROM)	1	(0.01%)	1	(0.00%)	1.00	1	(0.01%)	00:00:00	100.00%

152.	Macedonia (FYROM)	1 (0.01%)	1 (0.00%)	1.00	1 (0.01%)	00:00:00	100.00%
153.	Mongolia	1 (0.01%)	1 (0.00%)	1.00	1 (0.01%)	00:00:00	100.00%
154.	Martinique	1 (0.01%)	1 (0.00%)	1.00	1 (0.01%)	00:00:00	100.00%
155.	Oman	1 (0.01%)	1 (0.00%)	1.00	1 (0.01%)	00:00:00	100.00%
156.	French Polynesia	1 (0.01%)	1 (0.00%)	1.00	1 (0.01%)	00:00:00	100.00%
157.	Solomon Islands	1 (0.01%)	1 (0.00%)	1.00	1 (0.01%)	00:00:00	100.00%
158.	Slovenia	1 (0.01%)	1 (0.00%)	1.00	1 (0.01%)	00:00:00	100.00%
159.	Slovakia	1 (0.01%)	1 (0.00%)	1.00	1 (0.01%)	00:00:00	100.00%
160.	Suriname	1 (0.01%)	1 (0.00%)	1.00	1 (0.01%)	00:00:00	100.00%
161.	South Sudan	1 (0.01%)	2 (0.01%)	2.00	1 (0.01%)	00:00:21	0.00%
162.	Uruguay	1 (0.01%)	1 (0.00%)	1.00	1 (0.01%)	00:00:00	100.00%

Rows 1 - 162 of 162



African Index Medicus - Annual Global Report 2016

Jan 1, 2016 - Dec 29, 2016

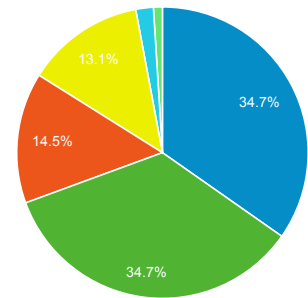
All Users
100.00% Sessions

AIM Annual Report 2016

Groupe de statistiques

Continent	Sessions	Users
	13,196 % of Total: 100.00% (13,196)	9,492 % of Total: 100.00% (9,492)
1. Africa	5,482	34.73%
2. Europe	4,214	34.67%
3. Americas	1,619	14.51%
4. Asia	1,554	13.15%
5. (not set)	212	1.95%
6. Oceania	115	1.00%

Contribution to total: Users



Rows 1 - 6 of 6