

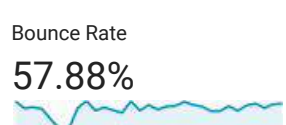
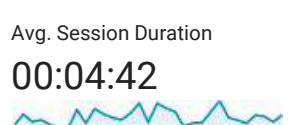
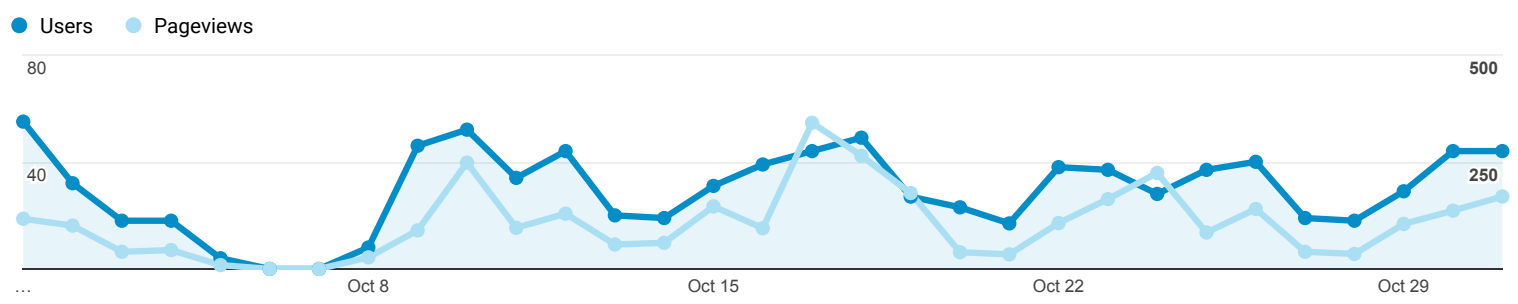


## Audience Overview

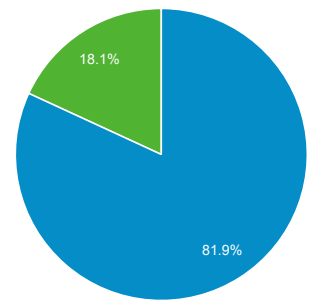
All Users  
100.00% Users

Oct 1, 2018 - Oct 31, 2018

### Overview



■ New Visitor ■ Returning Visitor



Country	Users	% Users
1. United States	117	15.10%
2. Nigeria	65	8.39%
3. Ghana	40	5.16%
4. Benin	30	3.87%
5. Iraq	29	3.74%
6. India	27	3.48%
7. France	25	3.23%
8. Cameroon	24	3.10%
9. South Africa	24	3.10%
10. Congo - Brazzaville	22	2.84%



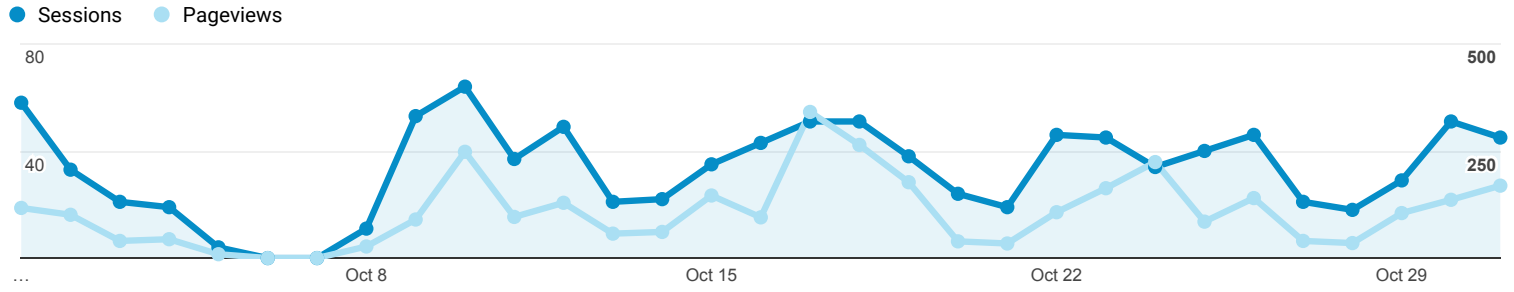
Metrics

All Users  
100.00% Sessions

Oct 1, 2018 - Oct 31, 2018

Explorer

Summary



Country	Sessions	Pageviews	Users	New Users	Avg. Session Duration	Bounce Rate
	<b>1,028</b> % of Total: 100.00% (1,028)	<b>3,319</b> % of Total: 100.00% (3,319)	<b>773</b> % of Total: 100.00% (773)	<b>700</b> % of Total: 100.00% (700)	<b>00:04:42</b> Avg for View: 00:04:42 (0.00%)	<b>57.88%</b> Avg for View: 57.88% (0.00%)
1. United States	<b>134</b> (13.04%)	<b>263</b> (7.92%)	<b>117</b> (15.10%)	<b>113</b> (16.14%)	00:02:31	70.90%
2. Nigeria	<b>87</b> (8.46%)	<b>223</b> (6.72%)	<b>65</b> (8.39%)	<b>58</b> (8.29%)	00:04:17	63.22%
3. Congo - Brazzaville	<b>71</b> (6.91%)	<b>186</b> (5.60%)	<b>22</b> (2.84%)	<b>13</b> (1.86%)	00:04:37	43.66%
4. Ghana	<b>65</b> (6.32%)	<b>211</b> (6.36%)	<b>40</b> (5.16%)	<b>39</b> (5.57%)	00:05:55	38.46%
5. Benin	<b>39</b> (3.79%)	<b>142</b> (4.28%)	<b>30</b> (3.87%)	<b>22</b> (3.14%)	00:05:21	38.46%
6. Ethiopia	<b>33</b> (3.21%)	<b>333</b> (10.03%)	<b>18</b> (2.32%)	<b>17</b> (2.43%)	00:16:23	48.48%
7. United Kingdom	<b>31</b> (3.02%)	<b>190</b> (5.72%)	<b>19</b> (2.45%)	<b>18</b> (2.57%)	00:10:20	41.94%
8. India	<b>31</b> (3.02%)	<b>46</b> (1.39%)	<b>27</b> (3.48%)	<b>26</b> (3.71%)	00:01:36	70.97%
9. Iraq	<b>29</b> (2.82%)	<b>39</b> (1.18%)	<b>29</b> (3.74%)	<b>29</b> (4.14%)	00:03:13	65.52%
10. South Africa	<b>28</b> (2.72%)	<b>41</b> (1.24%)	<b>24</b> (3.10%)	<b>21</b> (3.00%)	00:00:42	67.86%
11. France	<b>26</b> (2.53%)	<b>57</b> (1.72%)	<b>25</b> (3.23%)	<b>21</b> (3.00%)	00:00:44	69.23%
12. Côte d'Ivoire	<b>24</b> (2.33%)	<b>36</b> (1.08%)	<b>16</b> (2.06%)	<b>13</b> (1.86%)	00:00:54	70.83%
13. Cameroon	<b>24</b> (2.33%)	<b>47</b> (1.42%)	<b>24</b> (3.10%)	<b>22</b> (3.14%)	00:03:04	70.83%
14. Turkey	<b>24</b> (2.33%)	<b>61</b> (1.84%)	<b>17</b> (2.19%)	<b>16</b> (2.29%)	00:03:06	58.33%
15. Kenya	<b>22</b> (2.14%)	<b>89</b> (2.68%)	<b>13</b> (1.68%)	<b>11</b> (1.57%)	00:05:25	45.45%
16. China	<b>19</b> (1.85%)	<b>28</b> (0.84%)	<b>18</b> (2.32%)	<b>18</b> (2.57%)	00:03:08	73.68%
17. Morocco	<b>19</b> (1.85%)	<b>38</b> (1.14%)	<b>15</b> (1.94%)	<b>14</b> (2.00%)	00:02:30	68.42%
18. Senegal	<b>18</b> (1.75%)	<b>35</b> (1.05%)	<b>13</b> (1.68%)	<b>10</b> (1.43%)	00:02:13	61.11%
19. Canada	<b>17</b> (1.65%)	<b>91</b> (2.74%)	<b>17</b> (2.19%)	<b>17</b> (2.43%)	00:08:11	52.94%

Rank	Country	Count	Percentage	Count	Percentage	Count	Percentage	Time	Percentage		
20.	Switzerland	16	(1.56%)	322	(9.70%)	8	(1.03%)	5	(0.71%)	00:22:08	18.75%
21.	Tunisia	15	(1.46%)	33	(0.99%)	13	(1.68%)	12	(1.71%)	00:02:05	60.00%
22.	Germany	13	(1.26%)	24	(0.72%)	13	(1.68%)	13	(1.86%)	00:00:41	76.92%
23.	Egypt	12	(1.17%)	30	(0.90%)	10	(1.29%)	8	(1.14%)	00:02:22	58.33%
24.	Chad	11	(1.07%)	68	(2.05%)	2	(0.26%)	2	(0.29%)	00:11:02	18.18%
25.	Burkina Faso	10	(0.97%)	22	(0.66%)	7	(0.90%)	7	(1.00%)	00:00:35	60.00%
26.	Japan	10	(0.97%)	121	(3.65%)	4	(0.52%)	3	(0.43%)	00:29:27	20.00%
27.	Madagascar	10	(0.97%)	11	(0.33%)	7	(0.90%)	6	(0.86%)	00:00:50	90.00%
28.	Togo	10	(0.97%)	16	(0.48%)	10	(1.29%)	10	(1.43%)	00:00:30	70.00%
29.	Congo - Kinshasa	9	(0.88%)	10	(0.30%)	9	(1.16%)	9	(1.29%)	00:00:55	88.89%
30.	Algeria	9	(0.88%)	28	(0.84%)	8	(1.03%)	8	(1.14%)	00:04:17	66.67%
31.	Mali	9	(0.88%)	26	(0.78%)	7	(0.90%)	6	(0.86%)	00:04:12	55.56%
32.	Australia	8	(0.78%)	15	(0.45%)	4	(0.52%)	3	(0.43%)	00:04:19	37.50%
33.	Belgium	8	(0.78%)	25	(0.75%)	7	(0.90%)	7	(1.00%)	00:02:16	62.50%
34.	South Korea	8	(0.78%)	10	(0.30%)	8	(1.03%)	7	(1.00%)	00:00:22	87.50%
35.	Niger	8	(0.78%)	17	(0.51%)	6	(0.77%)	3	(0.43%)	00:05:48	50.00%
36.	Saudi Arabia	8	(0.78%)	11	(0.33%)	8	(1.03%)	8	(1.14%)	00:00:05	87.50%
37.	Spain	7	(0.68%)	13	(0.39%)	6	(0.77%)	6	(0.86%)	00:03:46	57.14%
38.	Gabon	6	(0.58%)	7	(0.21%)	4	(0.52%)	4	(0.57%)	00:00:11	83.33%
39.	(not set)	6	(0.58%)	12	(0.36%)	6	(0.77%)	4	(0.57%)	00:02:46	50.00%
40.	Brazil	5	(0.49%)	44	(1.33%)	2	(0.26%)	2	(0.29%)	00:24:05	0.00%
41.	Malawi	5	(0.49%)	8	(0.24%)	4	(0.52%)	1	(0.14%)	00:01:03	40.00%
42.	Uganda	5	(0.49%)	11	(0.33%)	5	(0.65%)	4	(0.57%)	00:01:17	60.00%
43.	Finland	4	(0.39%)	16	(0.48%)	3	(0.39%)	3	(0.43%)	00:05:43	75.00%
44.	Mozambique	4	(0.39%)	15	(0.45%)	3	(0.39%)	3	(0.43%)	00:08:14	25.00%
45.	Philippines	4	(0.39%)	23	(0.69%)	2	(0.26%)	2	(0.29%)	00:07:15	0.00%
46.	Pakistan	4	(0.39%)	4	(0.12%)	4	(0.52%)	4	(0.57%)	00:00:00	100.00%
47.	Sudan	4	(0.39%)	6	(0.18%)	4	(0.52%)	3	(0.43%)	00:00:15	75.00%
48.	Ukraine	4	(0.39%)	9	(0.27%)	4	(0.52%)	4	(0.57%)	00:02:46	75.00%
49.	Zimbabwe	4	(0.39%)	43	(1.30%)	2	(0.26%)	2	(0.29%)	00:15:24	25.00%
50.	United Arab Emirates	3	(0.29%)	59	(1.78%)	2	(0.26%)	2	(0.29%)	00:18:33	33.33%
51.	Hong Kong	3	(0.29%)	3	(0.09%)	2	(0.26%)	2	(0.29%)	00:00:00	100.00%
52.	Libya	3	(0.29%)	3	(0.09%)	2	(0.26%)	2	(0.29%)	00:00:00	100.00%
53.	Mexico	3	(0.29%)	11	(0.33%)	2	(0.26%)	2	(0.29%)	00:12:28	0.00%
54.	Tanzania	3	(0.29%)	7	(0.21%)	3	(0.39%)	3	(0.43%)	00:02:53	66.67%

		(0.29%)	(0.21%)	(0.39%)	(0.43%)		
55.	<a href="#">Austria</a>	2 (0.19%)	2 (0.06%)	2 (0.26%)	2 (0.29%)	00:00:00	100.00%
56.	<a href="#">Colombia</a>	2 (0.19%)	2 (0.06%)	2 (0.26%)	2 (0.29%)	00:00:00	100.00%
57.	<a href="#">Indonesia</a>	2 (0.19%)	2 (0.06%)	2 (0.26%)	2 (0.29%)	00:00:00	100.00%
58.	<a href="#">Italy</a>	2 (0.19%)	9 (0.27%)	2 (0.26%)	2 (0.29%)	00:15:23	50.00%
59.	<a href="#">Jordan</a>	2 (0.19%)	4 (0.12%)	1 (0.13%)	1 (0.14%)	00:03:44	50.00%
60.	<a href="#">Netherlands</a>	2 (0.19%)	3 (0.09%)	2 (0.26%)	2 (0.29%)	00:02:58	50.00%
61.	<a href="#">Qatar</a>	2 (0.19%)	2 (0.06%)	2 (0.26%)	1 (0.14%)	00:00:00	100.00%
62.	<a href="#">Rwanda</a>	2 (0.19%)	11 (0.33%)	2 (0.26%)	0 (0.00%)	00:15:02	0.00%
63.	<a href="#">Afghanistan</a>	1 (0.10%)	1 (0.03%)	1 (0.13%)	1 (0.14%)	00:00:00	100.00%
64.	<a href="#">Botswana</a>	1 (0.10%)	3 (0.09%)	1 (0.13%)	1 (0.14%)	00:04:34	0.00%
65.	<a href="#">Chile</a>	1 (0.10%)	3 (0.09%)	1 (0.13%)	1 (0.14%)	00:00:57	0.00%
66.	<a href="#">Denmark</a>	1 (0.10%)	7 (0.21%)	1 (0.13%)	1 (0.14%)	00:01:42	0.00%
67.	<a href="#">French Guiana</a>	1 (0.10%)	4 (0.12%)	1 (0.13%)	1 (0.14%)	00:01:43	0.00%
68.	<a href="#">Guinea</a>	1 (0.10%)	2 (0.06%)	1 (0.13%)	1 (0.14%)	00:02:58	0.00%
69.	<a href="#">Hungary</a>	1 (0.10%)	1 (0.03%)	1 (0.13%)	1 (0.14%)	00:00:00	100.00%
70.	<a href="#">Iran</a>	1 (0.10%)	5 (0.15%)	1 (0.13%)	1 (0.14%)	00:06:02	0.00%
71.	<a href="#">Cambodia</a>	1 (0.10%)	1 (0.03%)	1 (0.13%)	1 (0.14%)	00:00:00	100.00%
72.	<a href="#">Kuwait</a>	1 (0.10%)	3 (0.09%)	1 (0.13%)	1 (0.14%)	00:00:36	0.00%
73.	<a href="#">Lebanon</a>	1 (0.10%)	1 (0.03%)	1 (0.13%)	1 (0.14%)	00:00:00	100.00%
74.	<a href="#">Moldova</a>	1 (0.10%)	1 (0.03%)	1 (0.13%)	1 (0.14%)	00:00:00	100.00%
75.	<a href="#">Peru</a>	1 (0.10%)	3 (0.09%)	1 (0.13%)	1 (0.14%)	00:15:30	0.00%
76.	<a href="#">Palestine</a>	1 (0.10%)	1 (0.03%)	1 (0.13%)	1 (0.14%)	00:00:00	100.00%
77.	<a href="#">Russia</a>	1 (0.10%)	1 (0.03%)	1 (0.13%)	1 (0.14%)	00:00:00	100.00%
78.	<a href="#">Somalia</a>	1 (0.10%)	1 (0.03%)	1 (0.13%)	1 (0.14%)	00:00:00	100.00%
79.	<a href="#">Swaziland</a>	1 (0.10%)	1 (0.03%)	1 (0.13%)	1 (0.14%)	00:00:00	100.00%
80.	<a href="#">Taiwan</a>	1 (0.10%)	3 (0.09%)	1 (0.13%)	1 (0.14%)	00:00:35	0.00%
81.	<a href="#">Venezuela</a>	1 (0.10%)	1 (0.03%)	1 (0.13%)	1 (0.14%)	00:00:00	100.00%
82.	<a href="#">Zambia</a>	1 (0.10%)	2 (0.06%)	1 (0.13%)	1 (0.14%)	00:00:16	0.00%

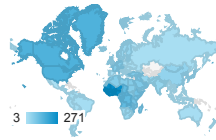


Continental

All Users  
100.00% Sessions

Oct 1, 2018 - Oct 31, 2018

Continental



Sub Continent	Sessions	Users	Pageviews
	<b>1,028</b> % of Total: 100.00% (1,028)	<b>773</b> % of Total: 100.00% (773)	<b>3,319</b> % of Total: 100.00% (3,319)
1. <a href="#">Western Africa</a>	<b>271</b> (26.36%)	<b>195</b> (25.16%)	<b>730</b> (21.99%)
2. <a href="#">Northern America</a>	<b>151</b> (14.69%)	<b>134</b> (17.29%)	<b>354</b> (10.67%)
3. <a href="#">Middle Africa</a>	<b>121</b> (11.77%)	<b>61</b> (7.87%)	<b>318</b> (9.58%)
4. <a href="#">Eastern Africa</a>	<b>90</b> (8.75%)	<b>59</b> (7.61%)	<b>531</b> (16.00%)
5. <a href="#">Western Asia</a>	<b>71</b> (6.91%)	<b>62</b> (8.00%)	<b>181</b> (5.45%)
6. <a href="#">Western Europe</a>	<b>67</b> (6.52%)	<b>57</b> (7.35%)	<b>433</b> (13.05%)
7. <a href="#">Northern Africa</a>	<b>62</b> (6.03%)	<b>52</b> (6.71%)	<b>138</b> (4.16%)
8. <a href="#">Eastern Asia</a>	<b>41</b> (3.99%)	<b>33</b> (4.26%)	<b>165</b> (4.97%)
9. <a href="#">Southern Asia</a>	<b>37</b> (3.60%)	<b>33</b> (4.26%)	<b>56</b> (1.69%)
10. <a href="#">Northern Europe</a>	<b>36</b> (3.50%)	<b>23</b> (2.97%)	<b>213</b> (6.42%)

Rows 1 - 10 of 18