



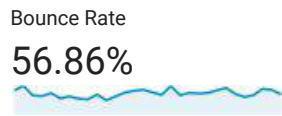
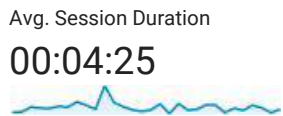
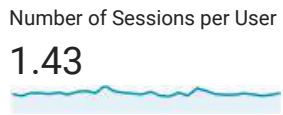
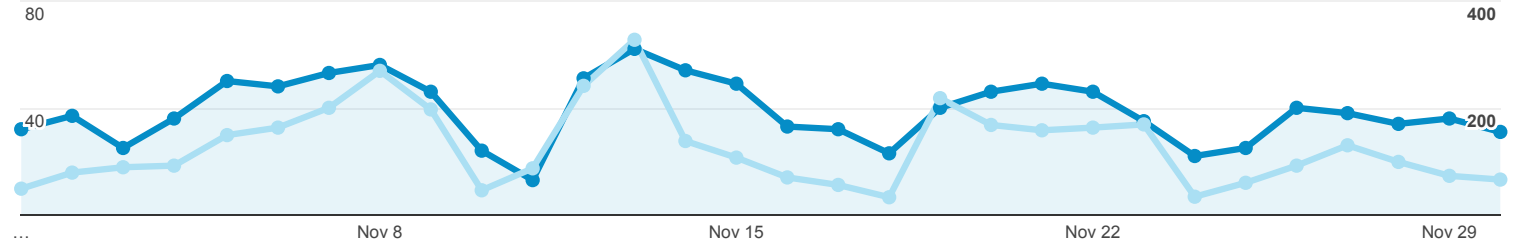
### Audience Overview

All Users  
100.00% Users

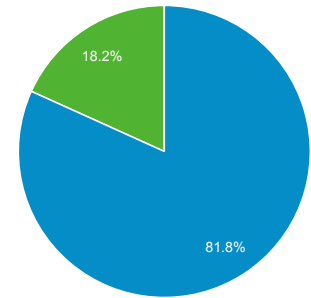
Nov 1, 2018 - Nov 30, 2018

#### Overview

Sessions Pageviews



New Visitor Returning Visitor



Country	Users	% Users
1. United States	81	9.81%
2. Nigeria	72	8.72%
3. United Kingdom	44	5.33%
4. Congo - Brazzaville	31	3.75%
5. Côte d'Ivoire	29	3.51%
6. Russia	29	3.51%
7. Senegal	28	3.39%
8. Ghana	27	3.27%
9. China	24	2.91%
10. South Africa	24	2.91%



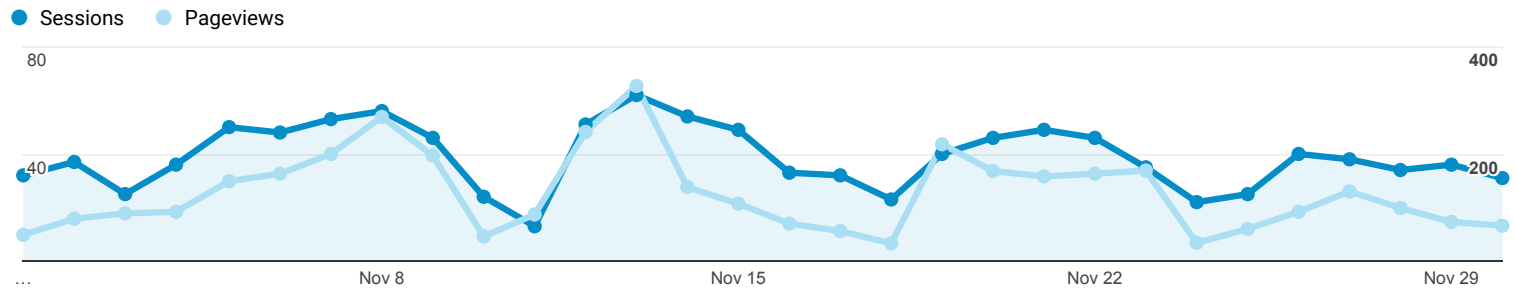
## Metrics

All Users  
100.00% Sessions

Nov 1, 2018 - Nov 30, 2018

## Explorer

## Summary



Country	Sessions	Pageviews	Users	New Users	Avg. Session Duration	Bounce Rate
	<b>1,166</b> % of Total: 100.00% (1,166)	<b>3,822</b> % of Total: 100.00% (3,822)	<b>816</b> % of Total: 100.00% (816)	<b>745</b> % of Total: 100.13% (744)	<b>00:04:25</b> Avg for View: 00:04:25 (0.00%)	<b>56.86%</b> Avg for View: 56.86% (0.00%)
1. Congo - Brazzaville	<b>137</b> (11.75%)	<b>595</b> (15.57%)	<b>31</b> (3.75%)	<b>19</b> (2.55%)	00:06:48	37.96%
2. Nigeria	<b>105</b> (9.01%)	<b>215</b> (5.63%)	<b>72</b> (8.72%)	<b>63</b> (8.46%)	00:03:29	72.38%
3. United States	<b>102</b> (8.75%)	<b>304</b> (7.95%)	<b>81</b> (9.81%)	<b>72</b> (9.66%)	00:03:05	56.86%
4. United Kingdom	<b>59</b> (5.06%)	<b>416</b> (10.88%)	<b>44</b> (5.33%)	<b>41</b> (5.50%)	00:07:28	45.76%
5. Senegal	<b>42</b> (3.60%)	<b>133</b> (3.48%)	<b>28</b> (3.39%)	<b>23</b> (3.09%)	00:03:29	52.38%
6. Ghana	<b>41</b> (3.52%)	<b>151</b> (3.95%)	<b>27</b> (3.27%)	<b>21</b> (2.82%)	00:05:27	26.83%
7. South Africa	<b>37</b> (3.17%)	<b>124</b> (3.24%)	<b>24</b> (2.91%)	<b>21</b> (2.82%)	00:05:03	48.65%
8. Côte d'Ivoire	<b>33</b> (2.83%)	<b>68</b> (1.78%)	<b>29</b> (3.51%)	<b>24</b> (3.22%)	00:01:34	72.73%
9. China	<b>31</b> (2.66%)	<b>69</b> (1.81%)	<b>24</b> (2.91%)	<b>24</b> (3.22%)	00:03:59	51.61%
10. Russia	<b>29</b> (2.49%)	<b>40</b> (1.05%)	<b>29</b> (3.51%)	<b>29</b> (3.89%)	00:05:28	62.07%
11. Switzerland	<b>28</b> (2.40%)	<b>110</b> (2.88%)	<b>19</b> (2.30%)	<b>18</b> (2.42%)	00:03:28	46.43%
12. India	<b>25</b> (2.14%)	<b>36</b> (0.94%)	<b>23</b> (2.78%)	<b>21</b> (2.82%)	00:00:31	80.00%
13. Benin	<b>23</b> (1.97%)	<b>51</b> (1.33%)	<b>20</b> (2.42%)	<b>19</b> (2.55%)	00:01:34	73.91%
14. Ethiopia	<b>23</b> (1.97%)	<b>64</b> (1.67%)	<b>16</b> (1.94%)	<b>13</b> (1.74%)	00:06:10	60.87%
15. Belgium	<b>21</b> (1.80%)	<b>107</b> (2.80%)	<b>13</b> (1.57%)	<b>13</b> (1.74%)	00:06:28	28.57%
16. Cameroon	<b>21</b> (1.80%)	<b>80</b> (2.09%)	<b>20</b> (2.42%)	<b>19</b> (2.55%)	00:02:06	66.67%
17. Kenya	<b>21</b> (1.80%)	<b>58</b> (1.52%)	<b>10</b> (1.21%)	<b>10</b> (1.34%)	00:05:09	47.62%
18. Morocco	<b>21</b> (1.80%)	<b>44</b> (1.15%)	<b>20</b> (2.42%)	<b>19</b> (2.55%)	00:00:48	57.14%
19. Tunisia	<b>21</b> (1.80%)	<b>37</b> (0.97%)	<b>19</b> (2.30%)	<b>18</b> (2.42%)	00:01:33	61.90%

Rank	Country	Score	Percentage	Score	Percentage	Score	Percentage	Time	Percentage		
20.	Canada	20	(1.72%)	41	(1.07%)	18	(2.18%)	18	(2.42%)	00:01:42	50.00%
21.	France	20	(1.72%)	50	(1.31%)	19	(2.30%)	19	(2.55%)	00:03:40	70.00%
22.	Togo	19	(1.63%)	26	(0.68%)	17	(2.06%)	17	(2.28%)	00:00:22	78.95%
23.	Congo - Kinshasa	17	(1.46%)	39	(1.02%)	16	(1.94%)	16	(2.15%)	00:02:35	64.71%
24.	Norway	17	(1.46%)	36	(0.94%)	11	(1.33%)	10	(1.34%)	00:01:06	94.12%
25.	Algeria	14	(1.20%)	19	(0.50%)	14	(1.69%)	13	(1.74%)	00:01:21	78.57%
26.	(not set)	14	(1.20%)	39	(1.02%)	6	(0.73%)	3	(0.40%)	00:04:45	64.29%
27.	Uganda	13	(1.11%)	17	(0.44%)	10	(1.21%)	8	(1.07%)	00:01:01	69.23%
28.	Australia	12	(1.03%)	62	(1.62%)	3	(0.36%)	2	(0.27%)	00:16:30	33.33%
29.	South Korea	12	(1.03%)	14	(0.37%)	12	(1.45%)	12	(1.61%)	00:00:05	91.67%
30.	Niger	12	(1.03%)	83	(2.17%)	8	(0.97%)	5	(0.67%)	00:14:36	58.33%
31.	Germany	11	(0.94%)	319	(8.35%)	8	(0.97%)	8	(1.07%)	00:34:15	36.36%
32.	Philippines	11	(0.94%)	15	(0.39%)	3	(0.36%)	3	(0.40%)	00:02:07	63.64%
33.	Madagascar	9	(0.77%)	16	(0.42%)	7	(0.85%)	7	(0.94%)	00:01:18	66.67%
34.	Turkey	9	(0.77%)	25	(0.65%)	9	(1.09%)	9	(1.21%)	00:03:20	44.44%
35.	Burkina Faso	8	(0.69%)	13	(0.34%)	7	(0.85%)	7	(0.94%)	00:01:09	62.50%
36.	Brazil	8	(0.69%)	61	(1.60%)	5	(0.61%)	5	(0.67%)	00:22:39	50.00%
37.	Hong Kong	6	(0.51%)	37	(0.97%)	1	(0.12%)	0	(0.00%)	00:15:17	50.00%
38.	Iran	6	(0.51%)	8	(0.21%)	6	(0.73%)	6	(0.81%)	00:00:14	83.33%
39.	Italy	6	(0.51%)	8	(0.21%)	6	(0.73%)	5	(0.67%)	00:01:02	66.67%
40.	Mali	6	(0.51%)	7	(0.18%)	5	(0.61%)	4	(0.54%)	00:00:15	83.33%
41.	Gabon	5	(0.43%)	5	(0.13%)	5	(0.61%)	4	(0.54%)	00:00:00	100.00%
42.	Saudi Arabia	5	(0.43%)	11	(0.29%)	5	(0.61%)	5	(0.67%)	00:02:05	40.00%
43.	Burundi	4	(0.34%)	8	(0.21%)	2	(0.24%)	2	(0.27%)	00:04:21	25.00%
44.	Egypt	4	(0.34%)	6	(0.16%)	4	(0.48%)	4	(0.54%)	00:00:28	75.00%
45.	Japan	4	(0.34%)	16	(0.42%)	3	(0.36%)	3	(0.40%)	00:12:32	0.00%
46.	Pakistan	4	(0.34%)	6	(0.16%)	3	(0.36%)	2	(0.27%)	00:00:54	75.00%
47.	Singapore	4	(0.34%)	7	(0.18%)	2	(0.24%)	2	(0.27%)	00:04:58	50.00%
48.	Tanzania	4	(0.34%)	4	(0.10%)	4	(0.48%)	3	(0.40%)	00:00:00	100.00%
49.	Ukraine	4	(0.34%)	8	(0.21%)	4	(0.48%)	4	(0.54%)	00:00:55	50.00%
50.	Greece	3	(0.26%)	12	(0.31%)	3	(0.36%)	3	(0.40%)	00:05:15	66.67%
51.	Libya	3	(0.26%)	3	(0.08%)	3	(0.36%)	3	(0.40%)	00:00:00	100.00%
52.	Malaysia	3	(0.26%)	7	(0.18%)	3	(0.36%)	3	(0.40%)	00:00:44	0.00%
53.	Rwanda	3	(0.26%)	3	(0.08%)	3	(0.36%)	3	(0.40%)	00:00:00	100.00%
54.	Thailand	3	(0.26%)	5	(0.13%)	3	(0.36%)	3	(0.40%)	00:00:44	66.67%

		(0.26%)	(0.13%)	(0.36%)	(0.40%)		
55.	Zimbabwe	3 (0.26%)	5 (0.13%)	3 (0.36%)	3 (0.40%)	00:01:20	33.33%
56.	United Arab Emirates	2 (0.17%)	3 (0.08%)	2 (0.24%)	2 (0.27%)	00:00:01	50.00%
57.	Austria	2 (0.17%)	4 (0.10%)	2 (0.24%)	2 (0.27%)	00:00:23	0.00%
58.	Spain	2 (0.17%)	2 (0.05%)	2 (0.24%)	2 (0.27%)	00:00:00	100.00%
59.	Guinea	2 (0.17%)	4 (0.10%)	1 (0.12%)	1 (0.13%)	00:02:58	50.00%
60.	Guadeloupe	2 (0.17%)	2 (0.05%)	1 (0.12%)	1 (0.13%)	00:00:00	100.00%
61.	Israel	2 (0.17%)	5 (0.13%)	1 (0.12%)	1 (0.13%)	00:06:14	0.00%
62.	Mexico	2 (0.17%)	10 (0.26%)	1 (0.12%)	1 (0.13%)	00:04:14	0.00%
63.	Netherlands	2 (0.17%)	18 (0.47%)	2 (0.24%)	2 (0.27%)	00:11:44	50.00%
64.	Qatar	2 (0.17%)	2 (0.05%)	2 (0.24%)	2 (0.27%)	00:00:00	100.00%
65.	Angola	1 (0.09%)	2 (0.05%)	1 (0.12%)	1 (0.13%)	00:01:32	0.00%
66.	Central African Republic	1 (0.09%)	1 (0.03%)	1 (0.12%)	1 (0.13%)	00:00:00	100.00%
67.	Cyprus	1 (0.09%)	2 (0.05%)	1 (0.12%)	1 (0.13%)	00:00:07	0.00%
68.	Croatia	1 (0.09%)	1 (0.03%)	1 (0.12%)	1 (0.13%)	00:00:00	100.00%
69.	Haiti	1 (0.09%)	1 (0.03%)	1 (0.12%)	1 (0.13%)	00:00:00	100.00%
70.	Hungary	1 (0.09%)	1 (0.03%)	1 (0.12%)	1 (0.13%)	00:00:00	100.00%
71.	Ireland	1 (0.09%)	2 (0.05%)	1 (0.12%)	1 (0.13%)	00:00:33	0.00%
72.	Lesotho	1 (0.09%)	1 (0.03%)	1 (0.12%)	1 (0.13%)	00:00:00	100.00%
73.	Myanmar (Burma)	1 (0.09%)	1 (0.03%)	1 (0.12%)	1 (0.13%)	00:00:00	100.00%
74.	Mauritius	1 (0.09%)	1 (0.03%)	1 (0.12%)	1 (0.13%)	00:00:00	100.00%
75.	Malawi	1 (0.09%)	1 (0.03%)	1 (0.12%)	0 (0.00%)	00:00:00	100.00%
76.	Mozambique	1 (0.09%)	3 (0.08%)	1 (0.12%)	1 (0.13%)	00:10:09	0.00%
77.	Nepal	1 (0.09%)	1 (0.03%)	1 (0.12%)	0 (0.00%)	00:00:00	100.00%
78.	Poland	1 (0.09%)	1 (0.03%)	1 (0.12%)	1 (0.13%)	00:00:00	100.00%
79.	Sudan	1 (0.09%)	1 (0.03%)	1 (0.12%)	1 (0.13%)	00:00:00	100.00%
80.	Sweden	1 (0.09%)	1 (0.03%)	1 (0.12%)	1 (0.13%)	00:00:00	100.00%
81.	Suriname	1 (0.09%)	1 (0.03%)	1 (0.12%)	1 (0.13%)	00:00:00	100.00%
82.	South Sudan	1 (0.09%)	2 (0.05%)	1 (0.12%)	1 (0.13%)	00:06:23	0.00%
83.	Swaziland	1 (0.09%)	2 (0.05%)	1 (0.12%)	1 (0.13%)	00:00:12	0.00%
84.	Chad	1 (0.09%)	1 (0.03%)	1 (0.12%)	1 (0.13%)	00:00:00	100.00%
85.	Kosovo	1 (0.09%)	1 (0.03%)	1 (0.12%)	1 (0.13%)	00:00:00	100.00%
86.	Yemen	1 (0.09%)	1 (0.03%)	1 (0.12%)	1 (0.13%)	00:00:00	100.00%

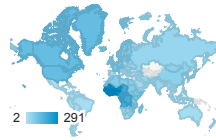


## Continental

All Users  
100.00% Sessions

Nov 1, 2018 - Nov 30, 2018

## Continental



Sub Continent	Sessions	Pageviews	Users
	<b>1,166</b> % of Total: 100.00% (1,166)	<b>3,822</b> % of Total: 100.00% (3,822)	<b>816</b> % of Total: 100.00% (816)
1. <a href="#">Western Africa</a>	<b>291</b> (24.96%)	<b>751</b> (19.65%)	<b>214</b> (25.97%)
2. <a href="#">Middle Africa</a>	<b>183</b> (15.69%)	<b>723</b> (18.92%)	<b>74</b> (8.98%)
3. <a href="#">Northern America</a>	<b>122</b> (10.46%)	<b>345</b> (9.03%)	<b>99</b> (12.01%)
4. <a href="#">Eastern Africa</a>	<b>84</b> (7.20%)	<b>182</b> (4.76%)	<b>59</b> (7.16%)
5. <a href="#">Western Europe</a>	<b>84</b> (7.20%)	<b>608</b> (15.91%)	<b>63</b> (7.65%)
6. <a href="#">Northern Europe</a>	<b>78</b> (6.69%)	<b>455</b> (11.90%)	<b>57</b> (6.92%)
7. <a href="#">Northern Africa</a>	<b>64</b> (5.49%)	<b>110</b> (2.88%)	<b>61</b> (7.40%)
8. <a href="#">Eastern Asia</a>	<b>53</b> (4.55%)	<b>136</b> (3.56%)	<b>39</b> (4.73%)
9. <a href="#">Southern Africa</a>	<b>39</b> (3.34%)	<b>127</b> (3.32%)	<b>26</b> (3.16%)
10. <a href="#">Southern Asia</a>	<b>36</b> (3.09%)	<b>51</b> (1.33%)	<b>33</b> (4.00%)

Rows 1 - 10 of 19