

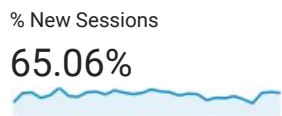
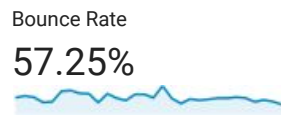
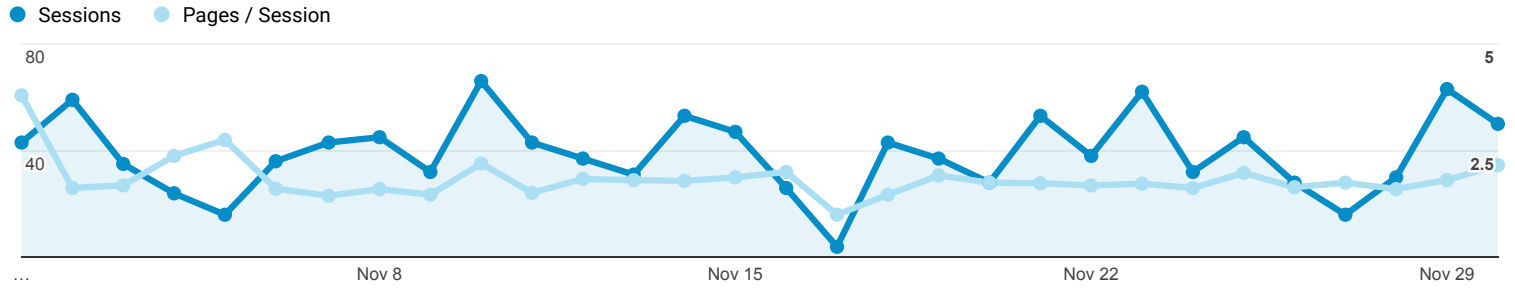


Nov 1, 2016 - Nov 30, 2016

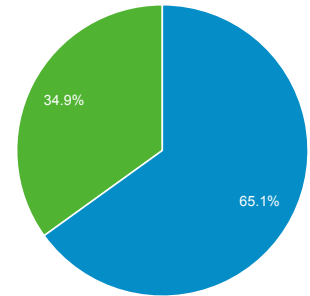
# Audience Overview

All Users  
100.00% Sessions

## Overview



■ New Visitor ■ Returning Visitor



Country	Sessions	% Sessions
1. <a href="#">Russia</a>	173	14.85%
2. <a href="#">Ghana</a>	103	8.84%
3. <a href="#">United States</a>	68	5.84%
4. <a href="#">Congo (Republic)</a>	64	5.49%
5. <a href="#">Germany</a>	64	5.49%
6. <a href="#">Cameroon</a>	50	4.29%
7. <a href="#">Nigeria</a>	42	3.61%
8. <a href="#">United Kingdom</a>	39	3.35%
9. <a href="#">Benin</a>	38	3.26%
10. <a href="#">Italy</a>	35	3.00%



## AIM Monthly Report

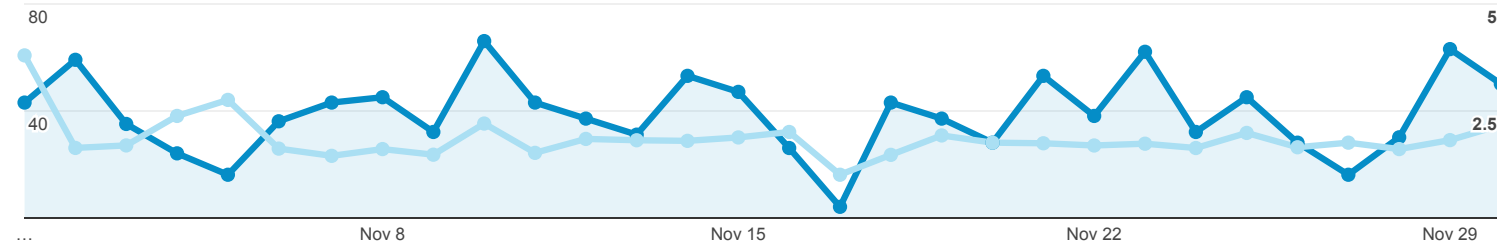
Nov 1, 2016 - Nov 30, 2016

All Users  
100.00% Sessions

## AIM DailyReport

Groupe de statistiques

Sessions Pages / Session



Country	Sessions	Users	Pageviews	% New Sessions	New Users	Pages / Session	Bounce Rate	Avg. Time on Page
	1,165 % of Total: 100.00% (1,165)	824 % of Total: 100.00% (824)	2,162 % of Total: 100.00% (2,162)	65.06% Avg for View: 65.06% (0.00%)	758 % of Total: 100.00% (758)	1.86 Avg for View: 1.86 (0.00%)	57.25% Avg for View: 57.25% (0.00%)	00:02:26 Avg for View: 00:02:26 (0.00%)
1. <a href="#">Russia</a>	173 (14.85%)	75 (8.98%)	267 (12.35%)	42.77%	74 (9.76%)	1.54	46.24%	00:05:24
2. <a href="#">Ghana</a>	103 (8.84%)	39 (4.67%)	172 (7.96%)	36.89%	38 (5.01%)	1.67	57.28%	00:01:18
3. <a href="#">United States</a>	68 (5.84%)	59 (7.07%)	101 (4.67%)	77.94%	53 (6.99%)	1.49	73.53%	00:02:37
4. <a href="#">Congo (Republic)</a>	64 (5.49%)	21 (2.51%)	272 (12.58%)	18.75%	12 (1.58%)	4.25	35.94%	00:02:26
5. <a href="#">Germany</a>	64 (5.49%)	61 (7.31%)	171 (7.91%)	89.06%	57 (7.52%)	2.67	18.75%	00:00:34
6. <a href="#">Cameroon</a>	50 (4.29%)	35 (4.19%)	81 (3.75%)	64.00%	32 (4.22%)	1.62	60.00%	00:04:31
7. <a href="#">Nigeria</a>	42 (3.61%)	39 (4.67%)	80 (3.70%)	85.71%	36 (4.75%)	1.90	61.90%	00:01:52
8. <a href="#">United Kingdom</a>	39 (3.35%)	35 (4.19%)	67 (3.10%)	79.49%	31 (4.09%)	1.72	74.36%	00:03:13
9. <a href="#">Benin</a>	38 (3.26%)	27 (3.23%)	66 (3.05%)	57.89%	22 (2.90%)	1.74	55.26%	00:02:11
10. <a href="#">Italy</a>	35 (3.00%)	32 (3.83%)	99 (4.58%)	91.43%	32 (4.22%)	2.83	8.57%	00:00:12
11. <a href="#">India</a>	31 (2.66%)	23 (2.75%)	41 (1.90%)	70.97%	22 (2.90%)	1.32	80.65%	00:03:51
12. <a href="#">Morocco</a>	25 (2.15%)	19 (2.28%)	39 (1.80%)	72.00%	18 (2.37%)	1.56	68.00%	00:03:12
13. <a href="#">(not set)</a>	23 (1.97%)	22 (2.63%)	50 (2.31%)	91.30%	21 (2.77%)	2.17	34.78%	00:00:26
14. <a href="#">Kenya</a>	21 (1.80%)	17 (2.04%)	32 (1.48%)	71.43%	15 (1.98%)	1.52	71.43%	00:04:02
15. <a href="#">Tanzania</a>	21 (1.80%)	18 (2.16%)	39 (1.80%)	66.67%	14 (1.85%)	1.86	66.67%	00:01:23
16. <a href="#">South Africa</a>	19 (1.63%)	19 (2.28%)	28 (1.30%)	94.74%	18 (2.37%)	1.47	73.68%	00:04:26
17. <a href="#">Canada</a>	18 (1.55%)	16 (1.92%)	24 (1.11%)	77.78%	14 (1.85%)	1.33	72.22%	00:00:29
18. <a href="#">Ethiopia</a>	18 (1.55%)	18 (2.16%)	26 (1.20%)	100.00%	18 (2.37%)	1.44	72.22%	00:04:08

Rank	Country	Count	Percentage	Count	Percentage	Count	Percentage	Count	Percentage	Count	Percentage	Count	Percentage	Count	Percentage	Count	Percentage	Count	Percentage
19.	France	17	(1.46%)	11	(1.32%)	28	(1.30%)	64.71%	11	(1.45%)	1.65	58.82%	00:00:32						
20.	China	16	(1.37%)	15	(1.80%)	17	(0.79%)	87.50%	14	(1.85%)	1.06	93.75%	00:00:05						
21.	Madagascar	16	(1.37%)	12	(1.44%)	33	(1.53%)	62.50%	10	(1.32%)	2.06	56.25%	00:01:07						
22.	Switzerland	15	(1.29%)	9	(1.08%)	22	(1.02%)	53.33%	8	(1.06%)	1.47	66.67%	00:05:54						
23.	Congo (DRC)	14	(1.20%)	5	(0.60%)	22	(1.02%)	28.57%	4	(0.53%)	1.57	64.29%	00:07:02						
24.	Senegal	12	(1.03%)	11	(1.32%)	20	(0.93%)	83.33%	10	(1.32%)	1.67	75.00%	00:03:18						
25.	Côte d'Ivoire	11	(0.94%)	10	(1.20%)	17	(0.79%)	81.82%	9	(1.19%)	1.55	72.73%	00:02:33						
26.	Australia	10	(0.86%)	7	(0.84%)	21	(0.97%)	60.00%	6	(0.79%)	2.10	70.00%	00:02:41						
27.	Saudi Arabia	10	(0.86%)	10	(1.20%)	26	(1.20%)	100.00%	10	(1.32%)	2.60	20.00%	00:00:00						
28.	Algeria	9	(0.77%)	7	(0.84%)	12	(0.56%)	55.56%	5	(0.66%)	1.33	77.78%	00:02:00						
29.	Ukraine	9	(0.77%)	7	(0.84%)	9	(0.42%)	66.67%	6	(0.79%)	1.00	100.00%	00:00:00						
30.	Uganda	9	(0.77%)	7	(0.84%)	16	(0.74%)	66.67%	6	(0.79%)	1.78	55.56%	00:01:18						
31.	Austria	8	(0.69%)	8	(0.96%)	24	(1.11%)	100.00%	8	(1.06%)	3.00	0.00%	00:00:00						
32.	South Korea	8	(0.69%)	7	(0.84%)	9	(0.42%)	87.50%	7	(0.92%)	1.12	87.50%	00:00:48						
33.	Turkey	8	(0.69%)	8	(0.96%)	12	(0.56%)	100.00%	8	(1.06%)	1.50	75.00%	00:08:24						
34.	Togo	6	(0.52%)	4	(0.48%)	9	(0.42%)	50.00%	3	(0.40%)	1.50	50.00%	00:00:33						
35.	Belgium	5	(0.43%)	5	(0.60%)	6	(0.28%)	100.00%	5	(0.66%)	1.20	80.00%	00:25:07						
36.	Spain	5	(0.43%)	5	(0.60%)	5	(0.23%)	80.00%	4	(0.53%)	1.00	100.00%	00:00:00						
37.	Moldova	5	(0.43%)	3	(0.36%)	5	(0.23%)	40.00%	2	(0.26%)	1.00	100.00%	00:00:00						
38.	Malawi	5	(0.43%)	5	(0.60%)	11	(0.51%)	100.00%	5	(0.66%)	2.20	40.00%	00:06:33						
39.	Norway	5	(0.43%)	4	(0.48%)	6	(0.28%)	80.00%	4	(0.53%)	1.20	80.00%	00:01:18						
40.	Finland	4	(0.34%)	4	(0.48%)	6	(0.28%)	100.00%	4	(0.53%)	1.50	75.00%	00:00:38						
41.	Kyrgyzstan	4	(0.34%)	4	(0.48%)	4	(0.19%)	100.00%	4	(0.53%)	1.00	100.00%	00:00:00						
42.	Kazakhstan	4	(0.34%)	4	(0.48%)	4	(0.19%)	100.00%	4	(0.53%)	1.00	100.00%	00:00:00						
43.	Mali	4	(0.34%)	4	(0.48%)	20	(0.93%)	75.00%	3	(0.40%)	5.00	25.00%	00:03:30						
44.	Niger	4	(0.34%)	3	(0.36%)	9	(0.42%)	25.00%	1	(0.13%)	2.25	50.00%	00:11:42						
45.	Netherlands	4	(0.34%)	4	(0.48%)	6	(0.28%)	75.00%	3	(0.40%)	1.50	50.00%	00:01:27						
46.	Pakistan	4	(0.34%)	3	(0.36%)	5	(0.23%)	50.00%	2	(0.26%)	1.25	75.00%	00:00:16						
47.	Tunisia	4	(0.34%)	4	(0.48%)	4	(0.19%)	100.00%	4	(0.53%)	1.00	100.00%	00:00:00						
48.	United Arab Emirates	3	(0.26%)	3	(0.36%)	5	(0.23%)	66.67%	2	(0.26%)	1.67	33.33%	00:01:33						
49.	Burkina Faso	3	(0.26%)	3	(0.36%)	3	(0.14%)	66.67%	2	(0.26%)	1.00	100.00%	00:00:00						
50.	Brazil	3	(0.26%)	3	(0.36%)	4	(0.19%)	66.67%	2	(0.26%)	1.33	66.67%	00:00:00						
51.	Egypt	3	(0.26%)	3	(0.36%)	12	(0.56%)	100.00%	3	(0.40%)	4.00	0.00%	00:03:21						
52.	Colombia	3	(0.26%)	2	(0.24%)	3	(0.14%)	66.67%	2	(0.26%)	1.00	100.00%	00:00:00						

	Country	Count	Percentage	Count	Percentage	Count	Percentage	Count	Percentage	Count	Percentage	Count	Percentage	Count	Percentage	Count	Percentage	Count	Percentage
	Gabon	3	(0.26%)	3	(0.24%)	3	(0.14%)	3	(0.26%)	3	(0.26%)	3	(0.26%)	3	(0.26%)	3	(0.26%)	3	(0.26%)
53.	Indonesia	3	(0.26%)	3	(0.36%)	3	(0.14%)	3	(0.26%)	3	(0.40%)	3	(0.26%)	3	(0.26%)	3	(0.26%)	3	(0.26%)
54.	Lebanon	3	(0.26%)	1	(0.12%)	3	(0.14%)	3	(0.26%)	1	(0.13%)	1	(0.09%)	1	(0.09%)	1	(0.09%)	1	(0.09%)
55.	Mexico	3	(0.26%)	3	(0.36%)	3	(0.14%)	3	(0.26%)	3	(0.40%)	3	(0.26%)	3	(0.26%)	3	(0.26%)	3	(0.26%)
56.	Mozambique	3	(0.26%)	3	(0.36%)	6	(0.28%)	6	(0.28%)	3	(0.40%)	3	(0.26%)	3	(0.26%)	3	(0.26%)	3	(0.26%)
57.	Nepal	3	(0.26%)	2	(0.24%)	3	(0.14%)	3	(0.26%)	2	(0.26%)	2	(0.17%)	2	(0.17%)	2	(0.17%)	2	(0.17%)
58.	Qatar	3	(0.26%)	2	(0.24%)	8	(0.37%)	8	(0.37%)	2	(0.26%)	2	(0.17%)	2	(0.17%)	2	(0.17%)	2	(0.17%)
59.	Botswana	2	(0.17%)	1	(0.12%)	2	(0.09%)	2	(0.09%)	0	(0.00%)	0	(0.00%)	0	(0.00%)	0	(0.00%)	0	(0.00%)
60.	Guinea	2	(0.17%)	2	(0.24%)	2	(0.09%)	2	(0.09%)	1	(0.13%)	1	(0.09%)	1	(0.09%)	1	(0.09%)	1	(0.09%)
61.	Hungary	2	(0.17%)	2	(0.24%)	3	(0.14%)	3	(0.14%)	2	(0.26%)	2	(0.17%)	2	(0.17%)	2	(0.17%)	2	(0.17%)
62.	New Zealand	2	(0.17%)	2	(0.24%)	4	(0.19%)	4	(0.19%)	2	(0.26%)	2	(0.17%)	2	(0.17%)	2	(0.17%)	2	(0.17%)
63.	Peru	2	(0.17%)	2	(0.24%)	2	(0.09%)	2	(0.09%)	2	(0.26%)	2	(0.17%)	2	(0.17%)	2	(0.17%)	2	(0.17%)
64.	Philippines	2	(0.17%)	2	(0.24%)	2	(0.09%)	2	(0.09%)	2	(0.26%)	2	(0.17%)	2	(0.17%)	2	(0.17%)	2	(0.17%)
65.	Portugal	2	(0.17%)	1	(0.12%)	6	(0.28%)	6	(0.28%)	1	(0.13%)	1	(0.09%)	1	(0.09%)	1	(0.09%)	1	(0.09%)
66.	Rwanda	2	(0.17%)	2	(0.24%)	3	(0.14%)	3	(0.14%)	2	(0.26%)	2	(0.17%)	2	(0.17%)	2	(0.17%)	2	(0.17%)
67.	Somalia	2	(0.17%)	1	(0.12%)	2	(0.09%)	2	(0.09%)	1	(0.13%)	1	(0.09%)	1	(0.09%)	1	(0.09%)	1	(0.09%)
68.	Swaziland	2	(0.17%)	2	(0.24%)	2	(0.09%)	2	(0.09%)	2	(0.26%)	2	(0.17%)	2	(0.17%)	2	(0.17%)	2	(0.17%)
69.	Zambia	2	(0.17%)	2	(0.24%)	3	(0.14%)	3	(0.14%)	2	(0.26%)	2	(0.17%)	2	(0.17%)	2	(0.17%)	2	(0.17%)
70.	Andorra	1	(0.09%)	1	(0.12%)	1	(0.05%)	1	(0.05%)	0	(0.00%)	0	(0.00%)	0	(0.00%)	0	(0.00%)	0	(0.00%)
71.	Albania	1	(0.09%)	1	(0.12%)	1	(0.05%)	1	(0.05%)	1	(0.13%)	1	(0.09%)	1	(0.09%)	1	(0.09%)	1	(0.09%)
72.	Angola	1	(0.09%)	1	(0.12%)	1	(0.05%)	1	(0.05%)	0	(0.00%)	0	(0.00%)	0	(0.00%)	0	(0.00%)	0	(0.00%)
73.	Bangladesh	1	(0.09%)	1	(0.12%)	1	(0.05%)	1	(0.05%)	1	(0.13%)	1	(0.09%)	1	(0.09%)	1	(0.09%)	1	(0.09%)
74.	Bulgaria	1	(0.09%)	1	(0.12%)	1	(0.05%)	1	(0.05%)	1	(0.13%)	1	(0.09%)	1	(0.09%)	1	(0.09%)	1	(0.09%)
75.	Cuba	1	(0.09%)	1	(0.12%)	1	(0.05%)	1	(0.05%)	1	(0.13%)	1	(0.09%)	1	(0.09%)	1	(0.09%)	1	(0.09%)
76.	Denmark	1	(0.09%)	1	(0.12%)	1	(0.05%)	1	(0.05%)	1	(0.13%)	1	(0.09%)	1	(0.09%)	1	(0.09%)	1	(0.09%)
77.	Ecuador	1	(0.09%)	1	(0.12%)	1	(0.05%)	1	(0.05%)	1	(0.13%)	1	(0.09%)	1	(0.09%)	1	(0.09%)	1	(0.09%)
78.	Israel	1	(0.09%)	1	(0.12%)	1	(0.05%)	1	(0.05%)	1	(0.13%)	1	(0.09%)	1	(0.09%)	1	(0.09%)	1	(0.09%)
79.	Iraq	1	(0.09%)	1	(0.12%)	2	(0.09%)	2	(0.09%)	0	(0.00%)	0	(0.00%)	0	(0.00%)	0	(0.00%)	0	(0.00%)
80.	Sri Lanka	1	(0.09%)	1	(0.12%)	2	(0.09%)	2	(0.09%)	1	(0.13%)	1	(0.09%)	1	(0.09%)	1	(0.09%)	1	(0.09%)
81.	Liberia	1	(0.09%)	1	(0.12%)	1	(0.05%)	1	(0.05%)	1	(0.13%)	1	(0.09%)	1	(0.09%)	1	(0.09%)	1	(0.09%)
82.	Latvia	1	(0.09%)	1	(0.12%)	1	(0.05%)	1	(0.05%)	1	(0.13%)	1	(0.09%)	1	(0.09%)	1	(0.09%)	1	(0.09%)
83.	Libya	1	(0.09%)	1	(0.12%)	5	(0.23%)	5	(0.23%)	1	(0.13%)	1	(0.09%)	1	(0.09%)	1	(0.09%)	1	(0.09%)
84.	Maldives	1	(0.09%)	1	(0.12%)	5	(0.23%)	5	(0.23%)	1	(0.13%)	1	(0.09%)	1	(0.09%)	1	(0.09%)	1	(0.09%)
85.	Malaysia	1	(0.09%)	1	(0.12%)	1	(0.05%)	1	(0.05%)	1	(0.13%)	1	(0.09%)	1	(0.09%)	1	(0.09%)	1	(0.09%)

86.	Paraguay	1 (0.09%)	1 (0.12%)	1 (0.05%)	100.00%	1 (0.13%)	1.00	100.00%	00:00:00
87.	Sweden	1 (0.09%)	1 (0.12%)	1 (0.05%)	100.00%	1 (0.13%)	1.00	100.00%	00:00:00
88.	Chad	1 (0.09%)	1 (0.12%)	1 (0.05%)	0.00%	0 (0.00%)	1.00	100.00%	00:00:00
89.	Trinidad & Tobago	1 (0.09%)	1 (0.12%)	2 (0.09%)	100.00%	1 (0.13%)	2.00	0.00%	00:01:14
90.	Taiwan	1 (0.09%)	1 (0.12%)	1 (0.05%)	100.00%	1 (0.13%)	1.00	100.00%	00:00:00
91.	Vietnam	1 (0.09%)	1 (0.12%)	2 (0.09%)	100.00%	1 (0.13%)	2.00	0.00%	00:00:44
92.	Zimbabwe	1 (0.09%)	1 (0.12%)	1 (0.05%)	100.00%	1 (0.13%)	1.00	100.00%	00:00:00

Rows 1 - 92 of 92



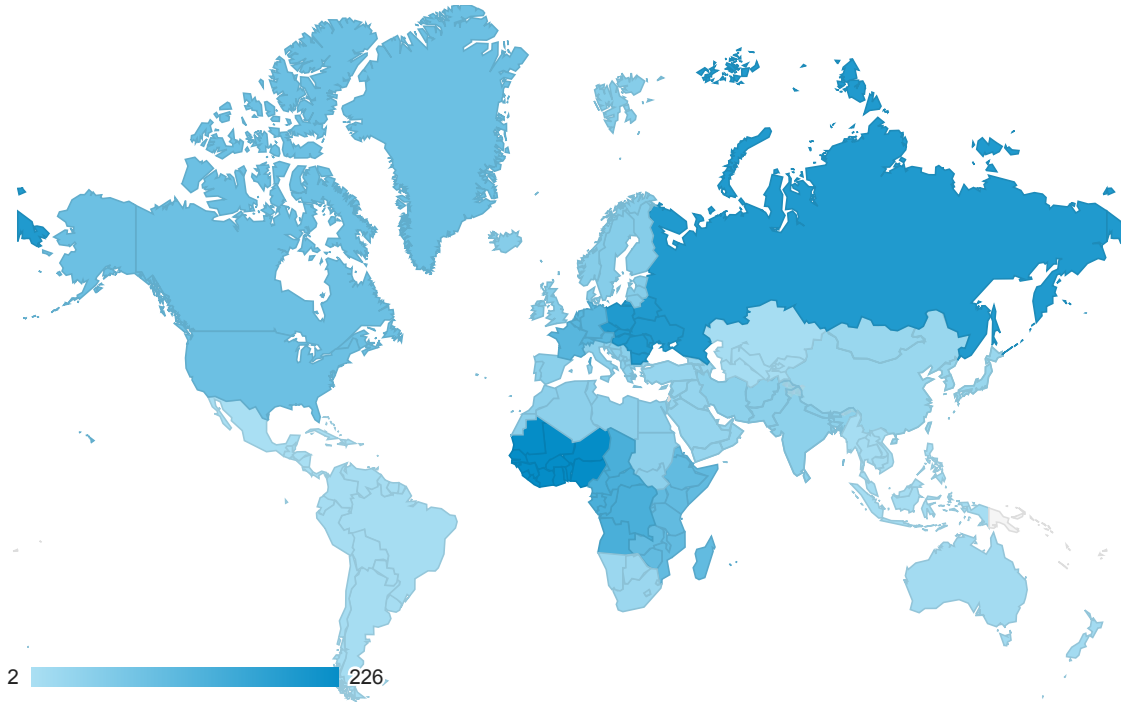
Nov 1, 2016 - Nov 30, 2016

# Location

All Users  
100.00% Sessions

Map Overlay

Summary



Sub Continent	Sessions	Sessions	Contribution to total: Sessions
	1,165 % of Total: 100.00% (1,165)	1,165 % of Total: 100.00% (1,165)	
1. Western Africa	226	19.40%	<p>A pie chart with 10 segments, each representing a sub-continent. The segments are color-coded to match the table. The largest segment is Western Africa (19.4%), followed by Eastern Europe (16.3%), Middle Africa (11.4%), Western Europe (9.7%), Eastern Africa (8.6%), Northern America (7.4%), Northern Europe (4.4%), Southern Europe (3.78%), Northern Africa (3.61%), and Southern Asia (3.52%).</p>
2. Eastern Europe	190	16.31%	
3. Middle Africa	133	11.42%	
4. Western Europe	113	9.70%	
5. Eastern Africa	100	8.58%	
6. Northern America	86	7.38%	
7. Northern Europe	51	4.38%	
8. Southern Europe	44	3.78%	
9. Northern Africa	42	3.61%	
10. Southern Asia	41	3.52%	

Rows 1 - 10 of 20