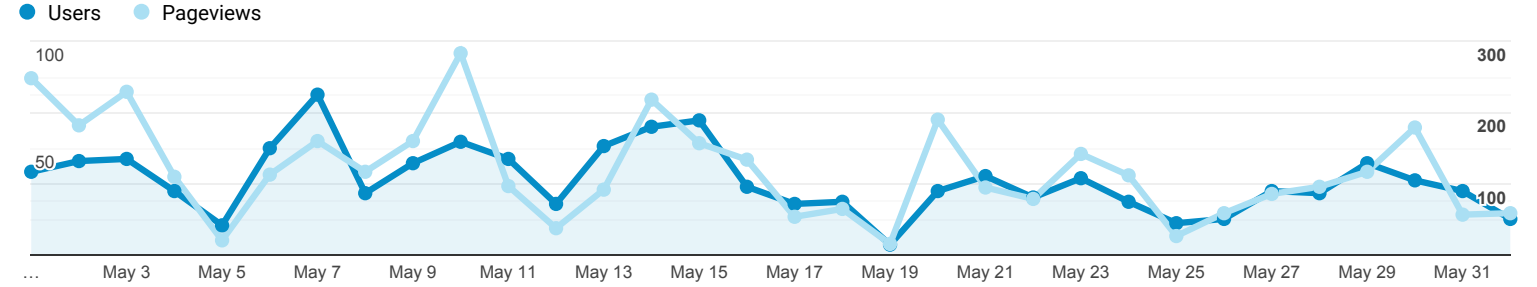


Audience Overview

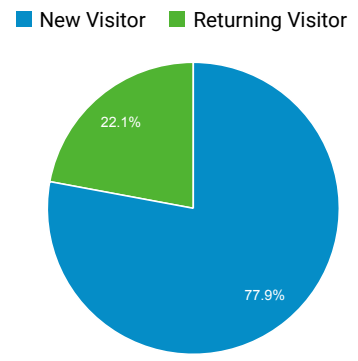
All Users  
100.00% Users

May 1, 2019 - Jun 1, 2019

Overview



<b>Users</b> 932	<b>New Users</b> 819	<b>Sessions</b> 1,269
<b>Number of Sessions per User</b> 1.36	<b>Pageviews</b> 3,792	<b>Pages / Session</b> 2.99
<b>Avg. Session Duration</b> 00:03:49	<b>Bounce Rate</b> 62.02%	



Country	Users	% Users
1. United States	107	11.42%
2. Nigeria	71	7.58%
3. Togo	61	6.51%
4. United Kingdom	49	5.23%
5. Côte d'Ivoire	32	3.42%
6. Senegal	31	3.31%
7. Benin	29	3.09%
8. Egypt	27	2.88%
9. Congo - Brazzaville	26	2.77%
10. Morocco	26	2.77%

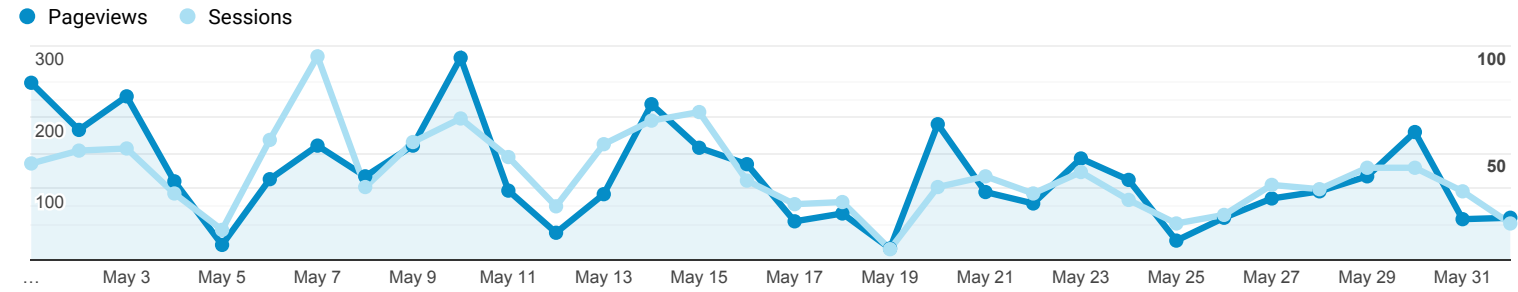
Metrics

**All Users**  
100.00% Pageviews

May 1, 2019 - Jun 1, 2019

Explorer

Summary



Country	Pageviews	Sessions	Users	New Users	Avg. Session Duration	Bounce Rate
	<b>3,792</b> % of Total: 100.00% (3,792)	<b>1,269</b> % of Total: 100.00% (1,269)	<b>932</b> % of Total: 100.00% (932)	<b>820</b> % of Total: 100.12% (819)	<b>00:03:49</b> Avg for View: 00:03:49 (0.00%)	<b>62.02%</b> Avg for View: 62.02% (0.00%)
1. <a href="#">United States</a>	<b>572</b> (15.08%)	<b>136</b> (10.72%)	<b>107</b> (11.42%)	<b>95</b> (11.59%)	00:04:26	62.50%
2. <a href="#">United Kingdom</a>	<b>406</b> (10.71%)	<b>75</b> (5.91%)	<b>49</b> (5.23%)	<b>43</b> (5.24%)	00:06:59	36.00%
3. <a href="#">Congo - Brazzaville</a>	<b>359</b> (9.47%)	<b>99</b> (7.80%)	<b>26</b> (2.77%)	<b>14</b> (1.71%)	00:07:42	45.45%
4. <a href="#">Nigeria</a>	<b>182</b> (4.80%)	<b>90</b> (7.09%)	<b>71</b> (7.58%)	<b>63</b> (7.68%)	00:02:16	73.33%
5. <a href="#">Benin</a>	<b>179</b> (4.72%)	<b>42</b> (3.31%)	<b>29</b> (3.09%)	<b>24</b> (2.93%)	00:09:06	42.86%
6. <a href="#">Switzerland</a>	<b>156</b> (4.11%)	<b>18</b> (1.42%)	<b>10</b> (1.07%)	<b>9</b> (1.10%)	00:12:26	22.22%
7. <a href="#">Togo</a>	<b>115</b> (3.03%)	<b>80</b> (6.30%)	<b>61</b> (6.51%)	<b>57</b> (6.95%)	00:01:09	81.25%
8. <a href="#">Kenya</a>	<b>107</b> (2.82%)	<b>17</b> (1.34%)	<b>14</b> (1.49%)	<b>11</b> (1.34%)	00:10:17	35.29%
9. <a href="#">Canada</a>	<b>91</b> (2.40%)	<b>20</b> (1.58%)	<b>12</b> (1.28%)	<b>10</b> (1.22%)	00:04:11	40.00%
10. <a href="#">Germany</a>	<b>90</b> (2.37%)	<b>14</b> (1.10%)	<b>10</b> (1.07%)	<b>7</b> (0.85%)	00:10:58	50.00%
11. <a href="#">Côte d'Ivoire</a>	<b>86</b> (2.27%)	<b>37</b> (2.92%)	<b>32</b> (3.42%)	<b>27</b> (3.29%)	00:02:05	67.57%
12. <a href="#">Brazil</a>	<b>83</b> (2.19%)	<b>6</b> (0.47%)	<b>4</b> (0.43%)	<b>3</b> (0.37%)	00:09:50	33.33%
13. <a href="#">Egypt</a>	<b>83</b> (2.19%)	<b>39</b> (3.07%)	<b>27</b> (2.88%)	<b>25</b> (3.05%)	00:02:36	53.85%
14. <a href="#">China</a>	<b>80</b> (2.11%)	<b>29</b> (2.29%)	<b>25</b> (2.67%)	<b>23</b> (2.80%)	00:04:04	65.52%
15. <a href="#">Ghana</a>	<b>79</b> (2.08%)	<b>15</b> (1.18%)	<b>12</b> (1.28%)	<b>9</b> (1.10%)	00:07:14	33.33%
16. <a href="#">India</a>	<b>72</b> (1.90%)	<b>32</b> (2.52%)	<b>19</b> (2.03%)	<b>18</b> (2.20%)	00:01:01	56.25%
17. <a href="#">Cameroon</a>	<b>69</b> (1.82%)	<b>35</b> (2.76%)	<b>24</b> (2.56%)	<b>22</b> (2.68%)	00:02:51	82.86%
18. <a href="#">Senegal</a>	<b>65</b> (1.71%)	<b>34</b> (2.68%)	<b>31</b> (3.31%)	<b>27</b> (3.29%)	00:01:46	61.76%
19. <a href="#">South Africa</a>	<b>59</b> (1.56%)	<b>24</b> (1.89%)	<b>22</b> (2.35%)	<b>19</b> (2.32%)	00:02:11	70.83%
20. <a href="#">Morocco</a>	<b>57</b> (1.50%)	<b>31</b> (2.44%)	<b>26</b> (2.77%)	<b>22</b> (2.68%)	00:01:23	74.19%

Global Performance Overview		Regional Breakdown				Operational Metrics	
Rank	Country	North America	Europe	Asia	Oceania	Uptime (%)	Efficiency Score
21.	Congo - Kinshasa	56 (1.48%)	29 (2.29%)	24 (2.56%)	23 (2.80%)	99.99%	65.52%
22.	Niger	56 (1.48%)	18 (1.42%)	11 (1.17%)	7 (0.85%)	99.98%	33.33%
23.	Madagascar	46 (1.21%)	16 (1.26%)	15 (1.60%)	15 (1.83%)	99.97%	50.00%
24.	Mali	43 (1.13%)	11 (0.87%)	11 (1.17%)	10 (1.22%)	99.96%	45.45%
25.	Vietnam	37 (0.98%)	8 (0.63%)	2 (0.21%)	1 (0.12%)	99.95%	62.50%
26.	France	32 (0.84%)	20 (1.58%)	20 (2.13%)	20 (2.44%)	99.94%	80.00%
27.	Turkey	32 (0.84%)	7 (0.55%)	7 (0.75%)	7 (0.85%)	99.93%	57.14%
28.	Burkina Faso	29 (0.76%)	11 (0.87%)	8 (0.85%)	7 (0.85%)	99.92%	90.91%
29.	Ethiopia	28 (0.74%)	15 (1.18%)	13 (1.39%)	12 (1.46%)	99.91%	66.67%
30.	Spain	26 (0.69%)	8 (0.63%)	5 (0.53%)	4 (0.49%)	99.90%	37.50%
31.	Algeria	23 (0.61%)	18 (1.42%)	14 (1.49%)	13 (1.59%)	99.89%	88.89%
32.	Tunisia	23 (0.61%)	15 (1.18%)	15 (1.60%)	15 (1.83%)	99.88%	73.33%
33.	Netherlands	22 (0.58%)	11 (0.87%)	7 (0.75%)	7 (0.85%)	99.87%	72.73%
34.	Liberia	20 (0.53%)	4 (0.32%)	3 (0.32%)	2 (0.24%)	99.86%	25.00%
35.	Malawi	20 (0.53%)	7 (0.55%)	6 (0.64%)	5 (0.61%)	99.85%	28.57%
36.	Sri Lanka	17 (0.45%)	4 (0.32%)	3 (0.32%)	2 (0.24%)	99.84%	50.00%
37.	Belgium	16 (0.42%)	11 (0.87%)	11 (1.17%)	8 (0.98%)	99.83%	90.91%
38.	Australia	15 (0.40%)	8 (0.63%)	5 (0.53%)	5 (0.61%)	99.82%	75.00%
39.	Tanzania	15 (0.40%)	13 (1.02%)	8 (0.85%)	5 (0.61%)	99.81%	92.31%
40.	Ukraine	15 (0.40%)	12 (0.95%)	8 (0.85%)	7 (0.85%)	99.80%	75.00%
41.	Mexico	14 (0.37%)	5 (0.39%)	4 (0.43%)	4 (0.49%)	99.79%	80.00%
42.	South Korea	13 (0.34%)	13 (1.02%)	13 (1.39%)	13 (1.59%)	99.78%	100.00%
43.	Zambia	13 (0.34%)	6 (0.47%)	6 (0.64%)	5 (0.61%)	99.77%	33.33%
44.	Yemen	12 (0.32%)	1 (0.08%)	1 (0.11%)	1 (0.12%)	99.76%	0.00%
45.	Israel	10 (0.26%)	2 (0.16%)	2 (0.21%)	2 (0.24%)	99.75%	50.00%
46.	Portugal	10 (0.26%)	7 (0.55%)	4 (0.43%)	4 (0.49%)	99.74%	71.43%
47.	Sweden	10 (0.26%)	6 (0.47%)	4 (0.43%)	2 (0.24%)	99.73%	50.00%
48.	Guinea	9 (0.24%)	5 (0.39%)	5 (0.53%)	4 (0.49%)	99.72%	60.00%
49.	Namibia	9 (0.24%)	7 (0.55%)	1 (0.11%)	1 (0.12%)	99.71%	71.43%
50.	Pakistan	8 (0.21%)	5 (0.39%)	4 (0.43%)	4 (0.49%)	99.70%	60.00%
51.	Burundi	7 (0.18%)	4 (0.32%)	4 (0.43%)	3 (0.37%)	99.69%	75.00%
52.	Nepal	6 (0.16%)	4 (0.32%)	3 (0.32%)	3 (0.37%)	99.68%	75.00%
53.	Botswana	5 (0.13%)	2 (0.16%)	2 (0.21%)	0 (0.00%)	99.67%	50.00%
54.	Gabon	5 (0.13%)	4 (0.32%)	3 (0.32%)	2 (0.24%)	99.66%	75.00%
55.	Guadeloupe	5 (0.13%)	2 (0.16%)	2 (0.21%)	1 (0.12%)	99.65%	50.00%

Rank	Country	Count	Percentage	Count	Percentage	Count	Percentage	Count	Percentage	Time	Percentage
56.	Iraq	5	(0.13%)	3	(0.24%)	3	(0.32%)	3	(0.37%)	00:00:50	33.33%
57.	Norway	5	(0.13%)	3	(0.24%)	3	(0.32%)	3	(0.37%)	00:00:20	66.67%
58.	Philippines	5	(0.13%)	5	(0.39%)	4	(0.43%)	4	(0.49%)	00:00:00	100.00%
59.	Uganda	5	(0.13%)	5	(0.39%)	4	(0.43%)	4	(0.49%)	00:00:00	100.00%
60.	Central African Republic	4	(0.11%)	2	(0.16%)	2	(0.21%)	2	(0.24%)	00:03:22	50.00%
61.	Hong Kong	4	(0.11%)	3	(0.24%)	2	(0.21%)	2	(0.24%)	00:00:20	66.67%
62.	Ireland	4	(0.11%)	2	(0.16%)	2	(0.21%)	2	(0.24%)	00:00:51	50.00%
63.	(not set)	4	(0.11%)	3	(0.24%)	2	(0.21%)	1	(0.12%)	00:00:13	66.67%
64.	Croatia	3	(0.08%)	2	(0.16%)	2	(0.21%)	2	(0.24%)	00:00:18	50.00%
65.	Iran	3	(0.08%)	2	(0.16%)	2	(0.21%)	2	(0.24%)	00:00:26	50.00%
66.	Jordan	3	(0.08%)	2	(0.16%)	2	(0.21%)	1	(0.12%)	00:01:58	50.00%
67.	Japan	3	(0.08%)	3	(0.24%)	3	(0.32%)	3	(0.37%)	00:00:00	100.00%
68.	Mozambique	3	(0.08%)	2	(0.16%)	2	(0.21%)	2	(0.24%)	00:00:22	50.00%
69.	Peru	3	(0.08%)	1	(0.08%)	1	(0.11%)	1	(0.12%)	00:02:23	0.00%
70.	Serbia	3	(0.08%)	2	(0.16%)	2	(0.21%)	2	(0.24%)	00:00:19	50.00%
71.	Russia	3	(0.08%)	3	(0.24%)	3	(0.32%)	3	(0.37%)	00:00:00	100.00%
72.	Rwanda	3	(0.08%)	3	(0.24%)	3	(0.32%)	3	(0.37%)	00:00:00	100.00%
73.	Ecuador	2	(0.05%)	1	(0.08%)	1	(0.11%)	1	(0.12%)	00:03:08	0.00%
74.	Mauritania	2	(0.05%)	2	(0.16%)	1	(0.11%)	1	(0.12%)	00:00:00	100.00%
75.	Poland	2	(0.05%)	2	(0.16%)	2	(0.21%)	2	(0.24%)	00:00:00	100.00%
76.	Saudi Arabia	2	(0.05%)	2	(0.16%)	2	(0.21%)	2	(0.24%)	00:00:00	100.00%
77.	Sudan	2	(0.05%)	2	(0.16%)	2	(0.21%)	2	(0.24%)	00:00:00	100.00%
78.	Argentina	1	(0.03%)	1	(0.08%)	1	(0.11%)	1	(0.12%)	00:00:00	100.00%
79.	Bangladesh	1	(0.03%)	1	(0.08%)	1	(0.11%)	1	(0.12%)	00:00:00	100.00%
80.	Bulgaria	1	(0.03%)	1	(0.08%)	1	(0.11%)	1	(0.12%)	00:00:00	100.00%
81.	Cape Verde	1	(0.03%)	1	(0.08%)	1	(0.11%)	0	(0.00%)	00:00:00	100.00%
82.	Czechia	1	(0.03%)	1	(0.08%)	1	(0.11%)	1	(0.12%)	00:00:00	100.00%
83.	Denmark	1	(0.03%)	1	(0.08%)	1	(0.11%)	1	(0.12%)	00:00:00	100.00%
84.	Finland	1	(0.03%)	1	(0.08%)	1	(0.11%)	1	(0.12%)	00:00:00	100.00%
85.	Haiti	1	(0.03%)	1	(0.08%)	1	(0.11%)	1	(0.12%)	00:00:00	100.00%
86.	Indonesia	1	(0.03%)	1	(0.08%)	1	(0.11%)	1	(0.12%)	00:00:00	100.00%
87.	Italy	1	(0.03%)	1	(0.08%)	1	(0.11%)	1	(0.12%)	00:00:00	100.00%
88.	Cambodia	1	(0.03%)	1	(0.08%)	1	(0.11%)	1	(0.12%)	00:00:00	100.00%
89.	Myanmar (Burma)	1	(0.03%)	1	(0.08%)	1	(0.11%)	1	(0.12%)	00:00:00	100.00%
90.	Martinique	1	(0.03%)	1	(0.08%)	1	(0.11%)	1	(0.12%)	00:00:00	100.00%
91.	Mauritius	1	(0.03%)	1	(0.08%)	1	(0.11%)	1	(0.12%)	00:00:00	100.00%

91.	Mauritius	1 (0.03%)	1 (0.08%)	1 (0.11%)	1 (0.12%)	00:00:00	100.00%
92.	Malaysia	1 (0.03%)	1 (0.08%)	1 (0.11%)	1 (0.12%)	00:00:00	100.00%
93.	New Zealand	1 (0.03%)	1 (0.08%)	1 (0.11%)	1 (0.12%)	00:00:00	100.00%
94.	Oman	1 (0.03%)	1 (0.08%)	1 (0.11%)	0 (0.00%)	00:00:00	100.00%
95.	Thailand	1 (0.03%)	1 (0.08%)	1 (0.11%)	1 (0.12%)	00:00:00	100.00%
96.	Uzbekistan	1 (0.03%)	1 (0.08%)	1 (0.11%)	1 (0.12%)	00:00:00	100.00%
97.	St. Vincent & Grenadines	1 (0.03%)	1 (0.08%)	1 (0.11%)	1 (0.12%)	00:00:00	100.00%
98.	Venezuela	1 (0.03%)	1 (0.08%)	1 (0.11%)	1 (0.12%)	00:00:00	100.00%
99.	Zimbabwe	1 (0.03%)	1 (0.08%)	1 (0.11%)	1 (0.12%)	00:00:00	100.00%

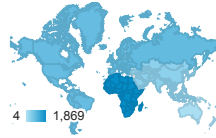
Rows 1 - 99 of 99

Continental

All Users  
 100.00% Pageviews

May 1, 2019 - Jun 1, 2019

Continental



Continent	Pageviews	Sessions	Users
	<b>3,792</b> % of Total: 100.00% (3,792)	<b>1,269</b> % of Total: 100.00% (1,269)	<b>932</b> % of Total: 100.00% (932)
1. Africa	<b>1,869</b> (49.29%)	<b>747</b> (58.87%)	<b>539</b> (57.71%)
2. Europe	<b>808</b> (21.31%)	<b>201</b> (15.84%)	<b>146</b> (15.63%)
3. Americas	<b>775</b> (20.44%)	<b>176</b> (13.87%)	<b>136</b> (14.56%)
4. Asia	<b>320</b> (8.44%)	<b>133</b> (10.48%)	<b>105</b> (11.24%)
5. Oceania	<b>16</b> (0.42%)	<b>9</b> (0.71%)	<b>6</b> (0.64%)
6. (not set)	<b>4</b> (0.11%)	<b>3</b> (0.24%)	<b>2</b> (0.21%)

Rows 1 - 6 of 6