

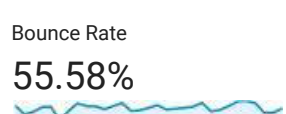
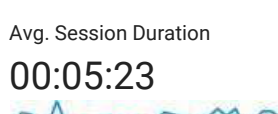
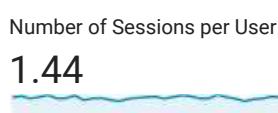
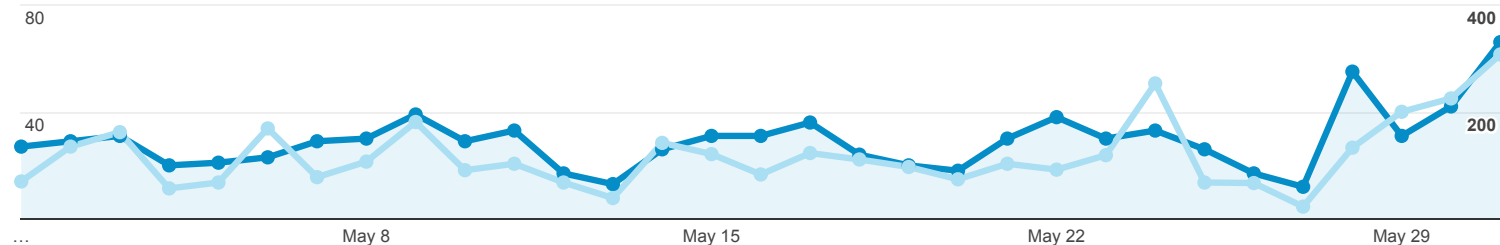
### Audience Overview

May 1, 2018 - May 31, 2018

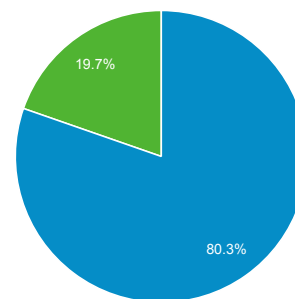
All Users  
100.00% Users

Overview

● Users ● Pageviews



■ New Visitor ■ Returning Visitor



Country	Users	% Users
1. United States	63	8.51%
2. France	59	7.97%
3. Nigeria	49	6.62%
4. United Kingdom	35	4.73%
5. Côte d'Ivoire	31	4.19%
6. Senegal	29	3.92%
7. China	26	3.51%
8. South Africa	26	3.51%
9. India	25	3.38%
10. Canada	21	2.84%



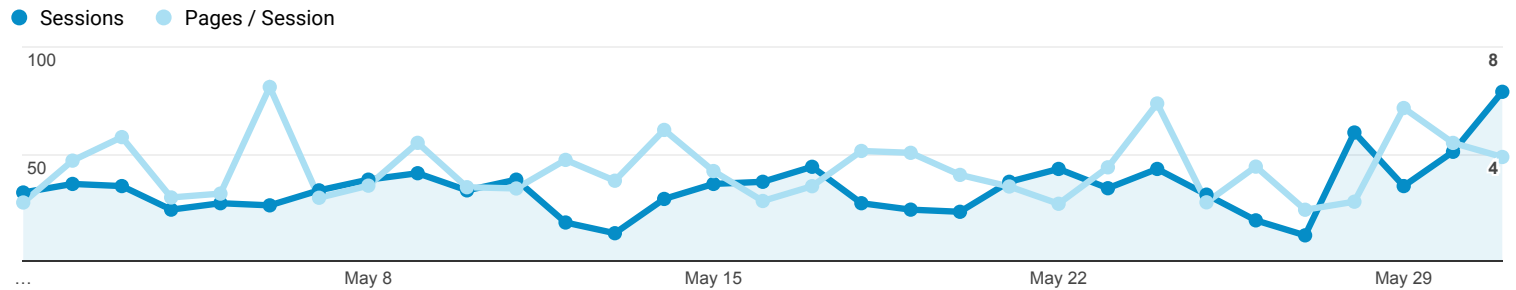
## Metrics

All Users  
100.00% Sessions

May 1, 2018 - May 31, 2018

## Explorer

Summary



Country	Sessions	Pageviews	Users	New Users	Avg. Session Duration	Bounce Rate
	<b>1,058</b> % of Total: 100.00% (1,058)	<b>3,669</b> % of Total: 100.00% (3,669)	<b>735</b> % of Total: 100.00% (735)	<b>674</b> % of Total: 100.00% (674)	<b>00:05:23</b> Avg for View: 00:05:23 (0.00%)	<b>55.58%</b> Avg for Vie 55.58% (0.00%)
1. United States	<b>76</b> (7.18%)	<b>284</b> (7.74%)	<b>63</b> (8.51%)	<b>61</b> (9.05%)	00:05:30	50.00
2. France	<b>65</b> (6.14%)	<b>138</b> (3.76%)	<b>59</b> (7.97%)	<b>58</b> (8.61%)	00:02:41	86.15
3. Nigeria	<b>63</b> (5.95%)	<b>175</b> (4.77%)	<b>49</b> (6.62%)	<b>46</b> (6.82%)	00:05:06	60.32
4. Côte d'Ivoire	<b>58</b> (5.48%)	<b>168</b> (4.58%)	<b>31</b> (4.19%)	<b>28</b> (4.15%)	00:04:30	56.90
5. South Africa	<b>56</b> (5.29%)	<b>124</b> (3.38%)	<b>26</b> (3.51%)	<b>22</b> (3.26%)	00:03:17	44.64
6. Senegal	<b>49</b> (4.63%)	<b>131</b> (3.57%)	<b>29</b> (3.92%)	<b>25</b> (3.71%)	00:06:04	59.18
7. Congo - Brazzaville	<b>45</b> (4.25%)	<b>151</b> (4.12%)	<b>16</b> (2.16%)	<b>9</b> (1.34%)	00:05:51	53.33
8. United Kingdom	<b>44</b> (4.16%)	<b>279</b> (7.60%)	<b>35</b> (4.73%)	<b>33</b> (4.90%)	00:08:30	36.36
9. Switzerland	<b>38</b> (3.59%)	<b>265</b> (7.22%)	<b>18</b> (2.43%)	<b>16</b> (2.37%)	00:09:51	26.32
10. Cameroon	<b>33</b> (3.12%)	<b>79</b> (2.15%)	<b>21</b> (2.84%)	<b>19</b> (2.82%)	00:07:12	69.70
11. China	<b>31</b> (2.93%)	<b>49</b> (1.34%)	<b>26</b> (3.51%)	<b>26</b> (3.86%)	00:00:36	67.74
12. India	<b>27</b> (2.55%)	<b>64</b> (1.74%)	<b>25</b> (3.38%)	<b>23</b> (3.41%)	00:02:57	51.85
13. Canada	<b>26</b> (2.46%)	<b>57</b> (1.55%)	<b>21</b> (2.84%)	<b>19</b> (2.82%)	00:01:24	53.85
14. Mali	<b>25</b> (2.36%)	<b>95</b> (2.59%)	<b>16</b> (2.16%)	<b>15</b> (2.23%)	00:07:50	52.00
15. Togo	<b>25</b> (2.36%)	<b>57</b> (1.55%)	<b>13</b> (1.76%)	<b>11</b> (1.63%)	00:04:15	44.00
16. (not set)	<b>24</b> (2.27%)	<b>112</b> (3.05%)	<b>7</b> (0.95%)	<b>4</b> (0.59%)	00:08:06	33.33
17. Benin	<b>23</b> (2.17%)	<b>84</b> (2.29%)	<b>19</b> (2.57%)	<b>15</b> (2.23%)	00:05:05	47.83
18. Germany	<b>23</b> (2.17%)	<b>173</b> (4.72%)	<b>14</b> (1.89%)	<b>14</b> (2.08%)	00:11:05	39.13
19. South Korea	<b>22</b> (2.08%)	<b>48</b> (1.31%)	<b>13</b> (1.76%)	<b>13</b> (1.93%)	00:04:38	77.27

Rank	Country	Count	Percentage	Count	Percentage	Count	Percentage	Count	Percentage	Time	Score
20.	Niger	22	(2.08%)	85	(2.32%)	11	(1.49%)	8	(1.19%)	00:04:09	63.64
21.	Australia	20	(1.89%)	106	(2.89%)	16	(2.16%)	15	(2.23%)	00:09:34	40.00
22.	Morocco	19	(1.80%)	39	(1.06%)	16	(2.16%)	15	(2.23%)	00:01:53	78.95
23.	Madagascar	14	(1.32%)	46	(1.25%)	13	(1.76%)	13	(1.93%)	00:06:36	42.86
24.	Burkina Faso	13	(1.23%)	58	(1.58%)	7	(0.95%)	6	(0.89%)	00:14:46	46.15
25.	Algeria	13	(1.23%)	42	(1.14%)	13	(1.76%)	11	(1.63%)	00:05:55	61.54
26.	Tunisia	13	(1.23%)	42	(1.14%)	11	(1.49%)	11	(1.63%)	00:02:12	61.54
27.	Belgium	11	(1.04%)	33	(0.90%)	9	(1.22%)	9	(1.34%)	00:07:17	18.18
28.	Ethiopia	10	(0.95%)	19	(0.52%)	9	(1.22%)	7	(1.04%)	00:00:38	90.00
29.	Gambia	10	(0.95%)	129	(3.52%)	2	(0.27%)	1	(0.15%)	00:20:14	20.00
30.	Brazil	9	(0.85%)	29	(0.79%)	8	(1.08%)	8	(1.19%)	00:02:47	33.33
31.	Mexico	8	(0.76%)	28	(0.76%)	5	(0.68%)	4	(0.59%)	00:01:58	62.50
32.	Japan	7	(0.66%)	90	(2.45%)	1	(0.14%)	0	(0.00%)	00:08:10	42.86
33.	Ukraine	7	(0.66%)	8	(0.22%)	5	(0.68%)	5	(0.74%)	00:00:14	85.71
34.	Congo - Kinshasa	6	(0.57%)	7	(0.19%)	6	(0.81%)	6	(0.89%)	00:00:09	83.33
35.	Turkey	6	(0.57%)	31	(0.84%)	5	(0.68%)	4	(0.59%)	00:09:01	66.67
36.	Tanzania	6	(0.57%)	14	(0.38%)	6	(0.81%)	6	(0.89%)	00:00:55	83.33
37.	Zimbabwe	6	(0.57%)	22	(0.60%)	5	(0.68%)	5	(0.74%)	00:01:49	33.33
38.	Burundi	5	(0.47%)	7	(0.19%)	4	(0.54%)	2	(0.30%)	00:00:22	80.00
39.	Guinea	5	(0.47%)	20	(0.55%)	4	(0.54%)	3	(0.45%)	00:12:42	60.00
40.	Uganda	5	(0.47%)	6	(0.16%)	5	(0.68%)	5	(0.74%)	00:00:26	80.00
41.	Argentina	4	(0.38%)	18	(0.49%)	4	(0.54%)	3	(0.45%)	00:04:52	75.00
42.	Gabon	4	(0.38%)	10	(0.27%)	4	(0.54%)	3	(0.45%)	00:03:20	50.00
43.	Ghana	4	(0.38%)	5	(0.14%)	4	(0.54%)	4	(0.59%)	00:00:31	75.00
44.	Greece	4	(0.38%)	4	(0.11%)	3	(0.41%)	3	(0.45%)	00:00:00	100.00
45.	Kenya	4	(0.38%)	4	(0.11%)	4	(0.54%)	4	(0.59%)	00:00:00	100.00
46.	New Zealand	4	(0.38%)	11	(0.30%)	1	(0.14%)	1	(0.15%)	00:10:45	25.00
47.	Belarus	3	(0.28%)	4	(0.11%)	1	(0.14%)	1	(0.15%)	00:05:39	66.67
48.	Egypt	3	(0.28%)	6	(0.16%)	3	(0.41%)	3	(0.45%)	00:01:59	66.67
49.	Haiti	3	(0.28%)	5	(0.14%)	3	(0.41%)	3	(0.45%)	00:05:19	33.33
50.	Iran	3	(0.28%)	3	(0.08%)	2	(0.27%)	2	(0.30%)	00:00:00	100.00
51.	Liberia	3	(0.28%)	3	(0.08%)	3	(0.41%)	3	(0.45%)	00:00:00	100.00
52.	Lesotho	3	(0.28%)	3	(0.08%)	1	(0.14%)	1	(0.15%)	00:00:00	100.00
53.	Mozambique	3	(0.28%)	6	(0.16%)	1	(0.14%)	1	(0.15%)	00:08:17	66.67
54.	Dominican Republic	3	(0.28%)	16	(0.44%)	3	(0.41%)	3	(0.45%)	00:04:47	66.67

Rank	Country	Count	Percentage	Count	Percentage	Count	Percentage	Count	Percentage	Time	Score
54.	Poland	3	(0.28%)	10	(0.44%)	9	(0.41%)	5	(0.45%)	00:04:47	33.33
55.	Central African Republic	2	(0.19%)	6	(0.16%)	2	(0.27%)	2	(0.30%)	00:03:43	50.00
56.	Georgia	2	(0.19%)	2	(0.05%)	2	(0.27%)	2	(0.30%)	00:00:00	100.00
57.	Indonesia	2	(0.19%)	2	(0.05%)	2	(0.27%)	2	(0.30%)	00:00:00	100.00
58.	Libya	2	(0.19%)	62	(1.69%)	1	(0.14%)	1	(0.15%)	00:32:09	0.00
59.	Nepal	2	(0.19%)	26	(0.71%)	2	(0.27%)	2	(0.30%)	00:51:36	50.00
60.	Philippines	2	(0.19%)	4	(0.11%)	2	(0.27%)	2	(0.30%)	00:00:33	50.00
61.	Sudan	2	(0.19%)	3	(0.08%)	2	(0.27%)	2	(0.30%)	00:00:15	50.00
62.	Sweden	2	(0.19%)	8	(0.22%)	2	(0.27%)	1	(0.15%)	00:02:02	0.00
63.	Zambia	2	(0.19%)	5	(0.14%)	2	(0.27%)	2	(0.30%)	00:01:30	50.00
64.	United Arab Emirates	1	(0.09%)	1	(0.03%)	1	(0.14%)	1	(0.15%)	00:00:00	100.00
65.	Afghanistan	1	(0.09%)	3	(0.08%)	1	(0.14%)	1	(0.15%)	00:10:27	0.00
66.	Colombia	1	(0.09%)	1	(0.03%)	1	(0.14%)	1	(0.15%)	00:00:00	100.00
67.	Dominican Republic	1	(0.09%)	3	(0.08%)	1	(0.14%)	1	(0.15%)	00:01:58	0.00
68.	Spain	1	(0.09%)	1	(0.03%)	1	(0.14%)	1	(0.15%)	00:00:00	100.00
69.	Guatemala	1	(0.09%)	2	(0.05%)	1	(0.14%)	1	(0.15%)	00:00:38	0.00
70.	Jordan	1	(0.09%)	1	(0.03%)	1	(0.14%)	0	(0.00%)	00:00:00	100.00
71.	Kuwait	1	(0.09%)	2	(0.05%)	1	(0.14%)	1	(0.15%)	00:00:36	0.00
72.	Moldova	1	(0.09%)	1	(0.03%)	1	(0.14%)	1	(0.15%)	00:00:00	100.00
73.	Myanmar (Burma)	1	(0.09%)	3	(0.08%)	1	(0.14%)	1	(0.15%)	00:09:06	0.00
74.	Mauritius	1	(0.09%)	3	(0.08%)	1	(0.14%)	1	(0.15%)	00:00:41	0.00
75.	Malawi	1	(0.09%)	1	(0.03%)	1	(0.14%)	1	(0.15%)	00:00:00	100.00
76.	Malaysia	1	(0.09%)	3	(0.08%)	1	(0.14%)	1	(0.15%)	00:04:09	0.00
77.	Namibia	1	(0.09%)	1	(0.03%)	1	(0.14%)	1	(0.15%)	00:00:00	100.00
78.	Netherlands	1	(0.09%)	2	(0.05%)	1	(0.14%)	1	(0.15%)	00:00:17	0.00
79.	Peru	1	(0.09%)	7	(0.19%)	1	(0.14%)	1	(0.15%)	00:08:20	0.00
80.	French Polynesia	1	(0.09%)	1	(0.03%)	1	(0.14%)	1	(0.15%)	00:00:00	100.00
81.	Pakistan	1	(0.09%)	1	(0.03%)	1	(0.14%)	1	(0.15%)	00:00:00	100.00
82.	Romania	1	(0.09%)	1	(0.03%)	1	(0.14%)	1	(0.15%)	00:00:00	100.00
83.	Russia	1	(0.09%)	1	(0.03%)	1	(0.14%)	1	(0.15%)	00:00:00	100.00
84.	Rwanda	1	(0.09%)	14	(0.38%)	1	(0.14%)	1	(0.15%)	01:03:39	0.00
85.	Somalia	1	(0.09%)	4	(0.11%)	1	(0.14%)	0	(0.00%)	00:05:40	0.00
86.	South Sudan	1	(0.09%)	1	(0.03%)	1	(0.14%)	1	(0.15%)	00:00:00	100.00
87.	Chad	1	(0.09%)	1	(0.03%)	1	(0.14%)	1	(0.15%)	00:00:00	100.00

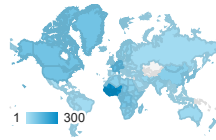


### Continental

All Users  
100.00% Sessions

May 1, 2018 - May 31, 2018

### Continental



Sub Continent	Sessions	Sessions
	1,058 % of Total: 100.00% (1,058)	1,058 % of Total: 100.00% (1,058)
1. Western Africa	300	28.36%
2. Western Europe	138	13.04%
3. Northern America	102	9.64%
4. Middle Africa	91	8.60%
5. Eastern Africa	60	5.67%
6. Southern Africa	60	5.67%
7. Eastern Asia	60	5.67%
8. Northern Africa	52	4.91%
9. Northern Europe	46	4.35%
10. Southern Asia	34	3.21%

Rows 1 - 10 of 20