

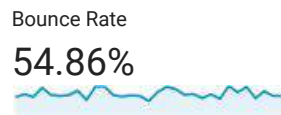
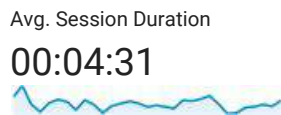
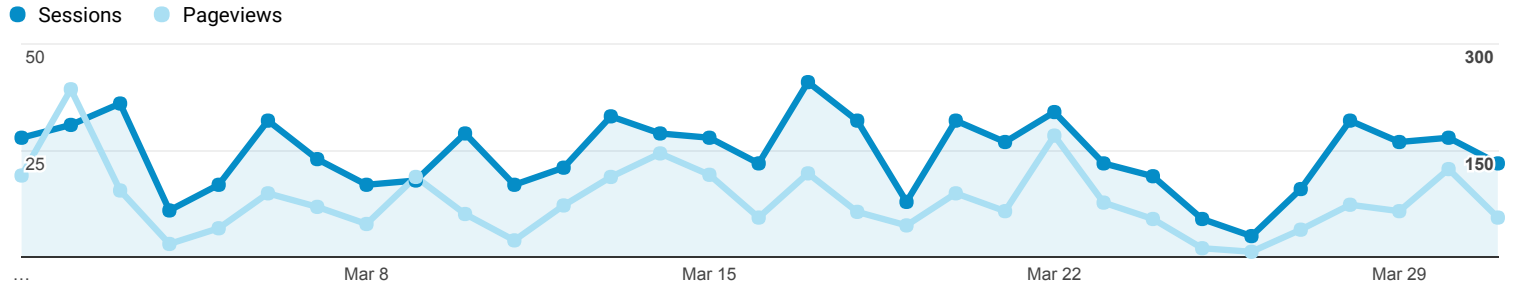


Mar 1, 2017 - Mar 31, 2017

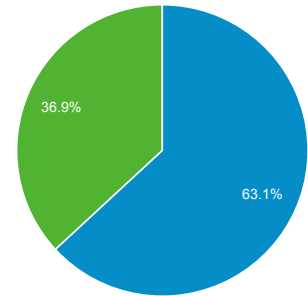
Audience Overview

All Users
100.00% Sessions

Overview



■ New Visitor ■ Returning Visitor



Country	Sessions	% Sessions
1. Congo - Brazzaville	69	9.19%
2. United Kingdom	56	7.46%
3. United States	56	7.46%
4. Nigeria	55	7.32%
5. South Africa	47	6.26%
6. Benin	35	4.66%
7. Cameroon	33	4.39%
8. India	32	4.26%
9. France	27	3.60%
10. Canada	18	2.40%



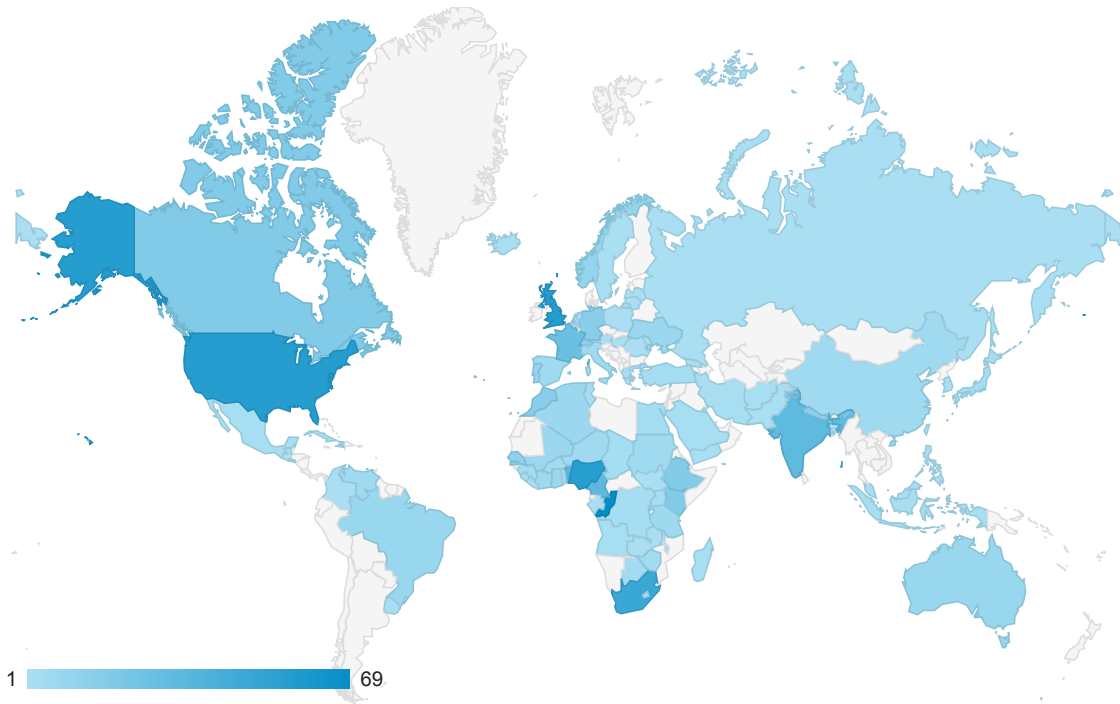
Location

Mar 1, 2017 - Mar 31, 2017

All Users
100.00% Sessions

Map Overlay

Summary



Country	Sessions	% New Sessions	Users	New Users	Pageviews	Pages / Session	Avg. Session Duration	Bounce Rate
	751 % of Total: 100.00% (751)	63.12% Avg for View: 62.98% (0.21%)	528 % of Total: 100.00% (528)	474 % of Total: 100.21% (473)	2,478 % of Total: 100.00% (2,478)	3.30 Avg for View: 3.30 (0.00%)	00:04:31 Avg for View: 00:04:31 (0.00%)	54.86% Avg for View: 54.86% (0.00%)
1. Congo - Brazzaville	69 (9.19%)	14.49%	20 (3.77%)	10 (2.11%)	203 (8.19%)	2.94	00:06:00	62.32%
2. United Kingdom	56 (7.46%)	55.36%	33 (6.23%)	31 (6.54%)	282 (11.38%)	5.04	00:07:27	32.14%
3. United States	56 (7.46%)	78.57%	47 (8.87%)	44 (9.28%)	185 (7.47%)	3.30	00:04:04	53.57%
4. Nigeria	55 (7.32%)	70.91%	41 (7.74%)	39 (8.23%)	143 (5.77%)	2.60	00:05:20	56.36%
5. South Africa	47 (6.26%)	63.83%	31 (5.85%)	30 (6.33%)	199 (8.03%)	4.23	00:07:37	40.43%
6. Benin	35 (4.66%)	34.29%	18 (3.40%)	12 (2.53%)	106 (4.28%)	3.03	00:03:25	48.57%
7. Cameroon	33 (4.39%)	27.27%	18 (3.40%)	9 (1.90%)	128 (5.17%)	3.88	00:05:27	39.39%
8. India	32 (4.26%)	87.50%	28 (5.28%)	28 (5.91%)	64 (2.58%)	2.00	00:01:52	71.88%
9. France	27 (3.60%)	66.67%	22 (4.15%)	18 (3.80%)	262 (10.57%)	9.70	00:03:03	55.56%
10. Canada	18 (2.40%)	77.78%	15 (2.83%)	14 (2.95%)	47 (1.90%)	2.61	00:03:39	50.00%
11. Kenya	18 (2.40%)	66.67%	13 (2.45%)	12 (2.53%)	56 (2.26%)	3.11	00:01:58	55.56%
12. Ethiopia	17 (2.26%)	70.59%	13 (2.45%)	12 (2.53%)	46 (1.86%)	2.71	00:05:53	58.82%
13. Germany	15 (2.00%)	100.00%	15 (2.83%)	15 (3.16%)	21 (0.85%)	1.40	00:00:33	86.67%
14. Morocco	15 (2.00%)	80.00%	13 (2.45%)	12 (2.53%)	38 (1.53%)	2.53	00:02:40	60.00%

Rank	Country	Count	Percentage	Count	Count	Count	Score	Time	Percentage
15.	Nepal	14 (1.86%)	85.71%	12 (2.26%)	12 (2.53%)	26 (1.05%)	1.86	00:00:32	57.14%
16.	Switzerland	13 (1.73%)	46.15%	8 (1.51%)	6 (1.27%)	26 (1.05%)	2.00	00:00:31	53.85%
17.	Senegal	13 (1.73%)	61.54%	10 (1.89%)	8 (1.69%)	24 (0.97%)	1.85	00:01:59	76.92%
18.	Norway	10 (1.33%)	90.00%	9 (1.70%)	9 (1.90%)	39 (1.57%)	3.90	00:02:59	40.00%
19.	Portugal	10 (1.33%)	10.00%	2 (0.38%)	1 (0.21%)	10 (0.40%)	1.00	00:00:00	100.00%
20.	Australia	8 (1.07%)	62.50%	5 (0.94%)	5 (1.05%)	26 (1.05%)	3.25	00:04:11	50.00%
21.	Brazil	8 (1.07%)	100.00%	8 (1.51%)	8 (1.69%)	16 (0.65%)	2.00	00:00:17	87.50%
22.	Belgium	7 (0.93%)	71.43%	5 (0.94%)	5 (1.05%)	16 (0.65%)	2.29	00:01:08	57.14%
23.	Algeria	7 (0.93%)	100.00%	7 (1.32%)	7 (1.48%)	11 (0.44%)	1.57	00:00:48	85.71%
24.	Ghana	7 (0.93%)	57.14%	5 (0.94%)	4 (0.84%)	18 (0.73%)	2.57	00:08:55	14.29%
25.	Mali	7 (0.93%)	42.86%	3 (0.57%)	3 (0.63%)	32 (1.29%)	4.57	00:17:52	42.86%
26.	Ukraine	7 (0.93%)	71.43%	5 (0.94%)	5 (1.05%)	24 (0.97%)	3.43	00:04:43	28.57%
27.	Côte d'Ivoire	6 (0.80%)	66.67%	5 (0.94%)	4 (0.84%)	10 (0.40%)	1.67	00:00:53	66.67%
28.	Rwanda	6 (0.80%)	83.33%	5 (0.94%)	5 (1.05%)	25 (1.01%)	4.17	00:07:03	50.00%
29.	Tanzania	6 (0.80%)	66.67%	4 (0.75%)	4 (0.84%)	27 (1.09%)	4.50	00:04:35	33.33%
30.	China	5 (0.67%)	80.00%	4 (0.75%)	4 (0.84%)	9 (0.36%)	1.80	00:00:59	60.00%
31.	Spain	5 (0.67%)	100.00%	5 (0.94%)	5 (1.05%)	9 (0.36%)	1.80	00:01:38	60.00%
32.	Italy	5 (0.67%)	80.00%	4 (0.75%)	4 (0.84%)	8 (0.32%)	1.60	00:00:44	80.00%
33.	Niger	5 (0.67%)	40.00%	4 (0.75%)	2 (0.42%)	8 (0.32%)	1.60	00:00:25	60.00%
34.	Sudan	5 (0.67%)	0.00%	2 (0.38%)	0 (0.00%)	41 (1.65%)	8.20	00:13:06	40.00%
35.	Venezuela	5 (0.67%)	40.00%	2 (0.38%)	2 (0.42%)	26 (1.05%)	5.20	00:12:31	60.00%
36.	Burkina Faso	4 (0.53%)	75.00%	4 (0.75%)	3 (0.63%)	6 (0.24%)	1.50	00:01:06	75.00%
37.	Botswana	4 (0.53%)	0.00%	1 (0.19%)	0 (0.00%)	32 (1.29%)	8.00	00:13:59	0.00%
38.	Guinea	4 (0.53%)	75.00%	4 (0.75%)	3 (0.63%)	5 (0.20%)	1.25	00:00:14	75.00%
39.	Netherlands	4 (0.53%)	75.00%	3 (0.57%)	3 (0.63%)	18 (0.73%)	4.50	00:07:25	25.00%
40.	Zimbabwe	4 (0.53%)	50.00%	2 (0.38%)	2 (0.42%)	48 (1.94%)	12.00	00:28:50	25.00%
41.	Congo - Kinshasa	3 (0.40%)	100.00%	3 (0.57%)	3 (0.63%)	5 (0.20%)	1.67	00:00:10	33.33%
42.	Egypt	3 (0.40%)	100.00%	3 (0.57%)	3 (0.63%)	6 (0.24%)	2.00	00:04:50	66.67%
43.	Japan	3 (0.40%)	100.00%	3 (0.57%)	3 (0.63%)	8 (0.32%)	2.67	00:02:54	33.33%
44.	Chad	3 (0.40%)	66.67%	2 (0.38%)	2 (0.42%)	3 (0.12%)	1.00	00:00:00	100.00%
45.	Tunisia	3 (0.40%)	100.00%	3 (0.57%)	3 (0.63%)	6 (0.24%)	2.00	00:11:28	66.67%
46.	Turkey	3 (0.40%)	100.00%	3 (0.57%)	3 (0.63%)	16 (0.65%)	5.33	00:11:22	33.33%
47.	Uganda	3 (0.40%)	66.67%	2 (0.38%)	2 (0.42%)	6 (0.24%)	2.00	00:05:42	0.00%
48.	Afghanistan	2 (0.27%)	0.00%	1 (0.19%)	0 (0.00%)	2 (0.08%)	1.00	00:00:00	100.00%

Rank	Country	Count	Percentage	Count	Percentage	Count	Percentage	Score	Time	Percentage
49.	Angola	2 (0.27%)	100.00%	2 (0.38%)	2 (0.42%)	3 (0.12%)		1.50	00:00:08	50.00%
50.	Haiti	2 (0.27%)	100.00%	2 (0.38%)	2 (0.42%)	2 (0.08%)		1.00	00:00:00	100.00%
51.	Indonesia	2 (0.27%)	100.00%	2 (0.38%)	2 (0.42%)	2 (0.08%)		1.00	00:00:00	100.00%
52.	Iran	2 (0.27%)	100.00%	2 (0.38%)	2 (0.42%)	2 (0.08%)		1.00	00:00:00	100.00%
53.	Madagascar	2 (0.27%)	100.00%	2 (0.38%)	2 (0.42%)	11 (0.44%)		5.50	00:03:35	0.00%
54.	Mexico	2 (0.27%)	100.00%	2 (0.38%)	2 (0.42%)	11 (0.44%)		5.50	00:10:39	50.00%
55.	Malaysia	2 (0.27%)	100.00%	2 (0.38%)	2 (0.42%)	2 (0.08%)		1.00	00:00:00	100.00%
56.	Saudi Arabia	2 (0.27%)	100.00%	2 (0.38%)	2 (0.42%)	4 (0.16%)		2.00	00:00:43	50.00%
57.	Sierra Leone	2 (0.27%)	50.00%	1 (0.19%)	1 (0.21%)	7 (0.28%)		3.50	00:04:17	0.00%
58.	El Salvador	2 (0.27%)	100.00%	2 (0.38%)	2 (0.42%)	2 (0.08%)		1.00	00:00:00	100.00%
59.	(not set)	2 (0.27%)	100.00%	2 (0.38%)	2 (0.42%)	5 (0.20%)		2.50	00:24:03	0.00%
60.	Austria	1 (0.13%)	100.00%	1 (0.19%)	1 (0.21%)	1 (0.04%)		1.00	00:00:00	100.00%
61.	Bangladesh	1 (0.13%)	100.00%	1 (0.19%)	1 (0.21%)	1 (0.04%)		1.00	00:00:00	100.00%
62.	Colombia	1 (0.13%)	100.00%	1 (0.19%)	1 (0.21%)	1 (0.04%)		1.00	00:00:00	100.00%
63.	Cuba	1 (0.13%)	100.00%	1 (0.19%)	1 (0.21%)	1 (0.04%)		1.00	00:00:00	100.00%
64.	Cape Verde	1 (0.13%)	100.00%	1 (0.19%)	1 (0.21%)	2 (0.08%)		2.00	00:05:10	0.00%
65.	Gabon	1 (0.13%)	100.00%	1 (0.19%)	1 (0.21%)	3 (0.12%)		3.00	00:03:09	0.00%
66.	Georgia	1 (0.13%)	100.00%	1 (0.19%)	1 (0.21%)	1 (0.04%)		1.00	00:00:00	100.00%
67.	Gambia	1 (0.13%)	100.00%	1 (0.19%)	1 (0.21%)	2 (0.08%)		2.00	00:01:28	0.00%
68.	Greece	1 (0.13%)	100.00%	1 (0.19%)	1 (0.21%)	1 (0.04%)		1.00	00:00:00	100.00%
69.	Guatemala	1 (0.13%)	100.00%	1 (0.19%)	1 (0.21%)	1 (0.04%)		1.00	00:00:00	100.00%
70.	Hong Kong	1 (0.13%)	100.00%	1 (0.19%)	1 (0.21%)	2 (0.08%)		2.00	00:00:29	0.00%
71.	Hungary	1 (0.13%)	100.00%	1 (0.19%)	1 (0.21%)	1 (0.04%)		1.00	00:00:00	100.00%
72.	Iceland	1 (0.13%)	100.00%	1 (0.19%)	1 (0.21%)	1 (0.04%)		1.00	00:00:00	100.00%
73.	South Korea	1 (0.13%)	100.00%	1 (0.19%)	1 (0.21%)	1 (0.04%)		1.00	00:00:00	100.00%
74.	Kuwait	1 (0.13%)	100.00%	1 (0.19%)	1 (0.21%)	1 (0.04%)		1.00	00:00:00	100.00%
75.	Liberia	1 (0.13%)	100.00%	1 (0.19%)	1 (0.21%)	1 (0.04%)		1.00	00:00:00	100.00%
76.	Lesotho	1 (0.13%)	100.00%	1 (0.19%)	1 (0.21%)	1 (0.04%)		1.00	00:00:00	100.00%
77.	Lithuania	1 (0.13%)	100.00%	1 (0.19%)	1 (0.21%)	1 (0.04%)		1.00	00:00:00	100.00%
78.	Latvia	1 (0.13%)	100.00%	1 (0.19%)	1 (0.21%)	1 (0.04%)		1.00	00:00:00	100.00%
79.	Moldova	1 (0.13%)	100.00%	1 (0.19%)	1 (0.21%)	1 (0.04%)		1.00	00:00:00	100.00%
80.	Maldives	1 (0.13%)	100.00%	1 (0.19%)	1 (0.21%)	8 (0.32%)		8.00	00:07:14	0.00%
81.	Malawi	1 (0.13%)	100.00%	1 (0.19%)	1 (0.21%)	1 (0.04%)		1.00	00:00:00	100.00%
82.	Philippines	1 (0.13%)	100.00%	1 (0.19%)	1 (0.21%)	1 (0.04%)		1.00	00:00:00	100.00%

83.	Pakistan	1 (0.13%)	100.00%	1 (0.19%)	1 (0.21%)	1 (0.04%)	1.00	00:00:00	100.00%
84.	Poland	1 (0.13%)	100.00%	1 (0.19%)	1 (0.21%)	1 (0.04%)	1.00	00:00:00	100.00%
85.	Romania	1 (0.13%)	100.00%	1 (0.19%)	1 (0.21%)	1 (0.04%)	1.00	00:00:00	100.00%
86.	Russia	1 (0.13%)	100.00%	1 (0.19%)	1 (0.21%)	1 (0.04%)	1.00	00:00:00	100.00%
87.	Sweden	1 (0.13%)	100.00%	1 (0.19%)	1 (0.21%)	5 (0.20%)	5.00	00:02:14	0.00%
88.	South Sudan	1 (0.13%)	100.00%	1 (0.19%)	1 (0.21%)	5 (0.20%)	5.00	00:05:10	0.00%
89.	Togo	1 (0.13%)	100.00%	1 (0.19%)	1 (0.21%)	1 (0.04%)	1.00	00:00:00	100.00%
90.	Taiwan	1 (0.13%)	100.00%	1 (0.19%)	1 (0.21%)	1 (0.04%)	1.00	00:00:00	100.00%
91.	Uruguay	1 (0.13%)	100.00%	1 (0.19%)	1 (0.21%)	2 (0.08%)	2.00	00:01:09	0.00%
92.	Yemen	1 (0.13%)	100.00%	1 (0.19%)	1 (0.21%)	1 (0.04%)	1.00	00:00:00	100.00%
93.	Zambia	1 (0.13%)	100.00%	1 (0.19%)	1 (0.21%)	1 (0.04%)	1.00	00:00:00	100.00%

Rows 1 - 93 of 93



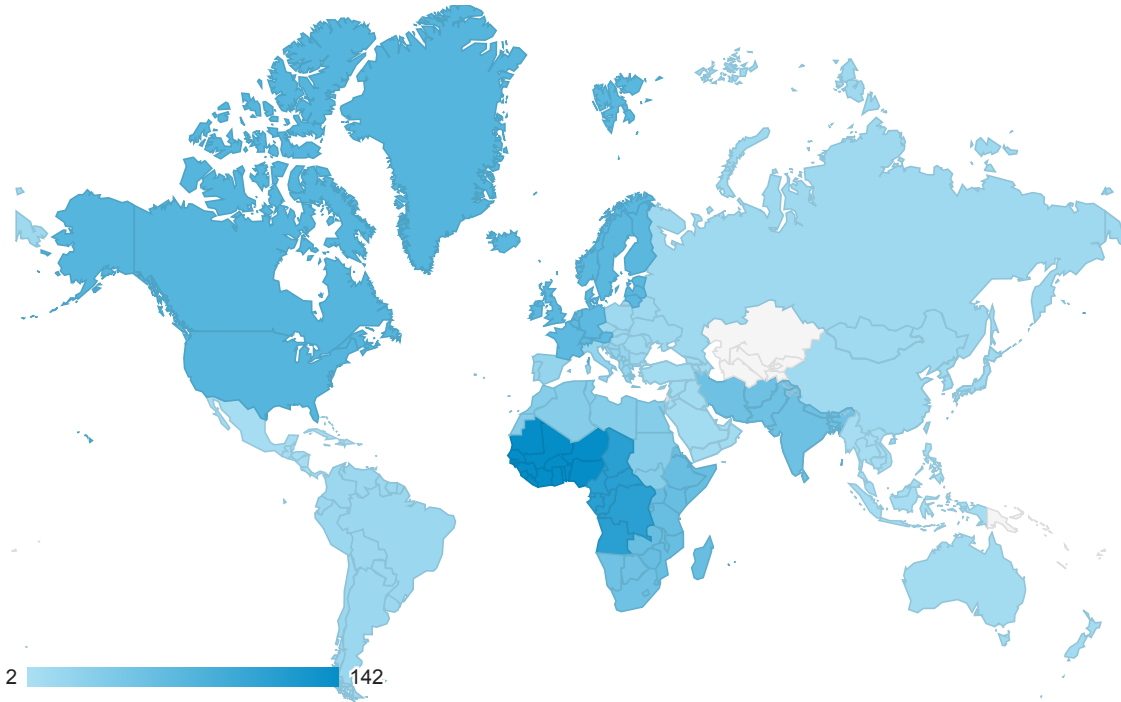
Mar 1, 2017 - Mar 31, 2017

Location

All Users
100.00% Sessions

Map Overlay

Summary



Sub Continent	Sessions	Sessions
	751 % of Total: 100.00% (751)	751 % of Total: 100.00% (751)
1. Western Africa	142	18.91%
2. Middle Africa	111	14.78%
3. Northern America	74	9.85%
4. Northern Europe	70	9.32%
5. Western Europe	67	8.92%
6. Eastern Africa	59	7.86%
7. Southern Asia	53	7.06%
8. Southern Africa	52	6.92%
9. Northern Africa	33	4.39%
10. Southern Europe	21	2.80%
11. South America	15	2.00%
12. Eastern Europe	12	1.60%
13. Eastern Asia	11	1.46%
14. Australasia	8	1.07%
15. Western Asia	8	1.07%
16. Central America	5	0.67%
17. Southeast Asia	5	0.67%
18. Caribbean	3	0.40%

