

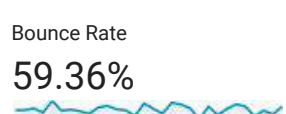
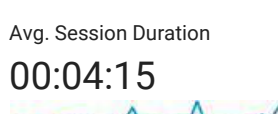

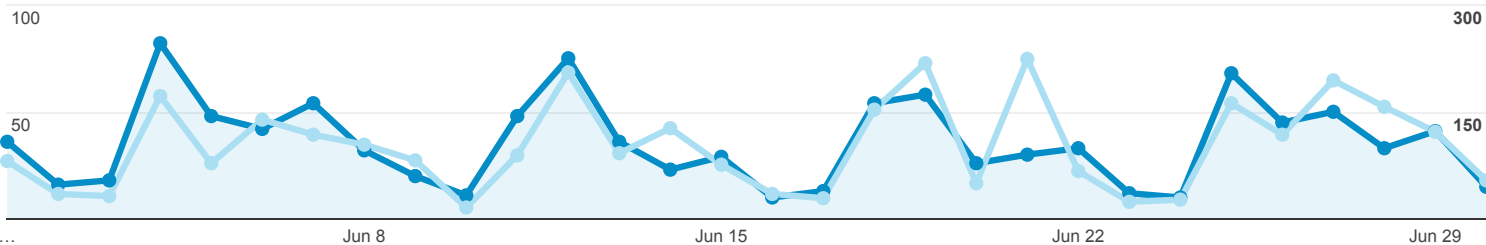
## Audience Overview

Jun 1, 2018 - Jun 30, 2018

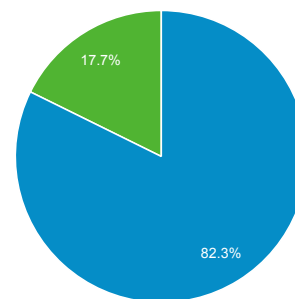
All Users  
 100.00% Users

### Overview

Sessions Pageviews



New Visitor Returning Visitor



Country	Users	% Users
1. France	116	14.83%
2. United States	74	9.46%
3. Botswana	62	7.93%
4. Nigeria	55	7.03%
5. United Kingdom	40	5.12%
6. India	30	3.84%
7. South Africa	28	3.58%
8. Cameroon	23	2.94%
9. South Korea	23	2.94%
10. China	21	2.69%



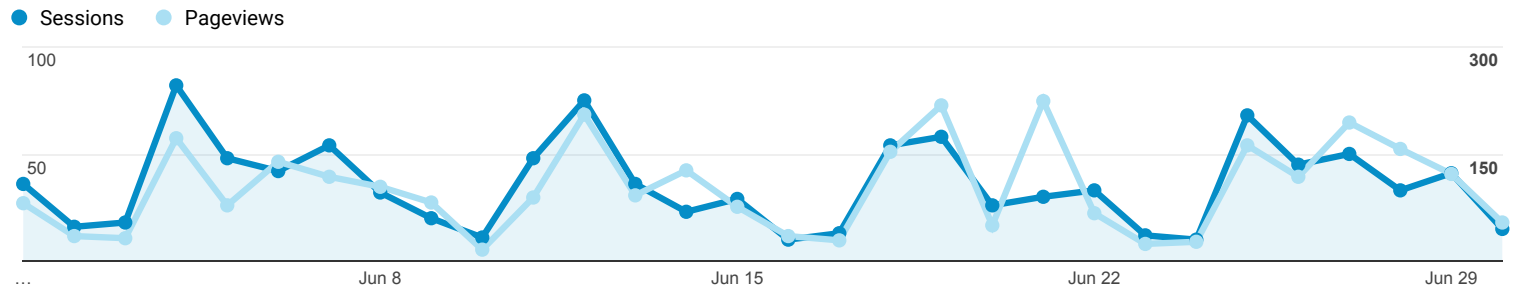
## Metrics

All Users  
100.00% Sessions

Jun 1, 2018 - Jun 30, 2018

## Explorer

Summary



Country	Sessions	Pageviews	Users	New Users	Avg. Session Duration	Bounce Rate
	<b>1,068</b> % of Total: 100.00% (1,068)	<b>3,080</b> % of Total: 100.00% (3,080)	<b>774</b> % of Total: 100.00% (774)	<b>711</b> % of Total: 100.00% (711)	<b>00:04:15</b> Avg for View: 00:04:15 (0.00%)	<b>59.36%</b> Avg for View: 59.36% (0.00%)
1. France	<b>117</b> (10.96%)	<b>124</b> (4.03%)	<b>116</b> (14.83%)	<b>113</b> (15.89%)	<b>00:00:06</b>	<b>96.58%</b>
2. United States	<b>93</b> (8.71%)	<b>391</b> (12.69%)	<b>74</b> (9.46%)	<b>69</b> (9.70%)	<b>00:05:43</b>	<b>46.24%</b>
3. South Africa	<b>81</b> (7.58%)	<b>242</b> (7.86%)	<b>28</b> (3.58%)	<b>25</b> (3.52%)	<b>00:07:11</b>	<b>54.32%</b>
4. Nigeria	<b>79</b> (7.40%)	<b>190</b> (6.17%)	<b>55</b> (7.03%)	<b>48</b> (6.75%)	<b>00:03:44</b>	<b>46.84%</b>
5. Botswana	<b>63</b> (5.90%)	<b>140</b> (4.55%)	<b>62</b> (7.93%)	<b>62</b> (8.72%)	<b>00:02:17</b>	<b>34.92%</b>
6. United Kingdom	<b>55</b> (5.15%)	<b>439</b> (14.25%)	<b>40</b> (5.12%)	<b>36</b> (5.06%)	<b>00:16:10</b>	<b>38.18%</b>
7. Cameroon	<b>38</b> (3.56%)	<b>88</b> (2.86%)	<b>23</b> (2.94%)	<b>22</b> (3.09%)	<b>00:03:50</b>	<b>71.05%</b>
8. (not set)	<b>36</b> (3.37%)	<b>127</b> (4.12%)	<b>9</b> (1.15%)	<b>4</b> (0.56%)	<b>00:05:24</b>	<b>41.67%</b>
9. India	<b>34</b> (3.18%)	<b>92</b> (2.99%)	<b>30</b> (3.84%)	<b>28</b> (3.94%)	<b>00:04:03</b>	<b>50.00%</b>
10. Senegal	<b>31</b> (2.90%)	<b>80</b> (2.60%)	<b>15</b> (1.92%)	<b>12</b> (1.69%)	<b>00:01:37</b>	<b>64.52%</b>
11. Congo - Brazzaville	<b>27</b> (2.53%)	<b>30</b> (0.97%)	<b>12</b> (1.53%)	<b>6</b> (0.84%)	<b>00:00:09</b>	<b>88.89%</b>
12. China	<b>26</b> (2.43%)	<b>45</b> (1.46%)	<b>21</b> (2.69%)	<b>21</b> (2.95%)	<b>00:01:21</b>	<b>61.54%</b>
13. South Korea	<b>25</b> (2.34%)	<b>25</b> (0.81%)	<b>23</b> (2.94%)	<b>22</b> (3.09%)	<b>00:00:00</b>	<b>100.00%</b>
14. Morocco	<b>24</b> (2.25%)	<b>75</b> (2.44%)	<b>17</b> (2.17%)	<b>15</b> (2.11%)	<b>00:01:59</b>	<b>70.83%</b>
15. Côte d'Ivoire	<b>23</b> (2.15%)	<b>37</b> (1.20%)	<b>18</b> (2.30%)	<b>14</b> (1.97%)	<b>00:02:35</b>	<b>73.91%</b>
16. Switzerland	<b>21</b> (1.97%)	<b>69</b> (2.24%)	<b>10</b> (1.28%)	<b>7</b> (0.98%)	<b>00:03:48</b>	<b>38.10%</b>
17. Germany	<b>20</b> (1.87%)	<b>125</b> (4.06%)	<b>13</b> (1.66%)	<b>11</b> (1.55%)	<b>00:11:46</b>	<b>35.00%</b>
18. Benin	<b>18</b> (1.69%)	<b>50</b> (1.62%)	<b>14</b> (1.79%)	<b>13</b> (1.83%)	<b>00:04:43</b>	<b>44.44%</b>
19. Australia	<b>15</b> (1.40%)	<b>46</b> (1.49%)	<b>7</b> (0.90%)	<b>6</b> (0.84%)	<b>00:04:43</b>	<b>40.00%</b>

Rank	Country	Count	Percentage	Count	Percentage	Count	Percentage	Count	Percentage	Time	Score
20.	Mexico	14	(1.31%)	153	(4.97%)	8	(1.02%)	5	(0.70%)	00:24:24	14.29%
21.	Burkina Faso	13	(1.22%)	20	(0.65%)	10	(1.28%)	10	(1.41%)	00:01:52	76.92%
22.	Algeria	13	(1.22%)	29	(0.94%)	11	(1.41%)	10	(1.41%)	00:01:45	46.15%
23.	Ethiopia	13	(1.22%)	27	(0.88%)	12	(1.53%)	9	(1.27%)	00:01:58	53.85%
24.	Brazil	11	(1.03%)	31	(1.01%)	5	(0.64%)	5	(0.70%)	00:02:41	54.55%
25.	Tunisia	11	(1.03%)	19	(0.62%)	7	(0.90%)	6	(0.84%)	00:00:37	63.64%
26.	Canada	10	(0.94%)	38	(1.23%)	10	(1.28%)	9	(1.27%)	00:09:19	30.00%
27.	Ghana	10	(0.94%)	30	(0.97%)	9	(1.15%)	8	(1.13%)	00:05:15	30.00%
28.	Togo	10	(0.94%)	21	(0.68%)	7	(0.90%)	7	(0.98%)	00:01:29	60.00%
29.	Moldova	9	(0.84%)	20	(0.65%)	8	(1.02%)	8	(1.13%)	00:03:12	55.56%
30.	Congo - Kinshasa	7	(0.66%)	14	(0.45%)	6	(0.77%)	6	(0.84%)	00:02:04	57.14%
31.	Mali	7	(0.66%)	9	(0.29%)	4	(0.51%)	3	(0.42%)	00:01:55	71.43%
32.	Tanzania	7	(0.66%)	8	(0.26%)	6	(0.77%)	6	(0.84%)	00:00:16	85.71%
33.	Gabon	6	(0.56%)	8	(0.26%)	4	(0.51%)	3	(0.42%)	00:00:13	83.33%
34.	Guinea	6	(0.56%)	7	(0.23%)	3	(0.38%)	2	(0.28%)	00:00:41	83.33%
35.	Madagascar	6	(0.56%)	11	(0.36%)	5	(0.64%)	5	(0.70%)	00:01:32	83.33%
36.	Turkey	6	(0.56%)	10	(0.32%)	6	(0.77%)	6	(0.84%)	00:00:23	66.67%
37.	Niger	5	(0.47%)	5	(0.16%)	4	(0.51%)	4	(0.56%)	00:00:00	100.00%
38.	Norway	5	(0.47%)	50	(1.62%)	3	(0.38%)	3	(0.42%)	00:16:30	0.00%
39.	Uganda	5	(0.47%)	5	(0.16%)	5	(0.64%)	3	(0.42%)	00:00:00	100.00%
40.	Egypt	4	(0.37%)	4	(0.13%)	4	(0.51%)	4	(0.56%)	00:00:00	100.00%
41.	Finland	4	(0.37%)	23	(0.75%)	3	(0.38%)	3	(0.42%)	00:08:55	0.00%
42.	Netherlands	4	(0.37%)	4	(0.13%)	4	(0.51%)	3	(0.42%)	00:00:00	100.00%
43.	Pakistan	4	(0.37%)	6	(0.19%)	3	(0.38%)	3	(0.42%)	00:01:31	75.00%
44.	Iran	3	(0.28%)	3	(0.10%)	1	(0.13%)	1	(0.14%)	00:00:00	100.00%
45.	Namibia	3	(0.28%)	9	(0.29%)	3	(0.38%)	3	(0.42%)	00:00:49	33.33%
46.	Angola	2	(0.19%)	17	(0.55%)	2	(0.26%)	2	(0.28%)	00:09:09	0.00%
47.	Belgium	2	(0.19%)	4	(0.13%)	2	(0.26%)	2	(0.28%)	00:00:36	50.00%
48.	Dominican Republic	2	(0.19%)	5	(0.16%)	1	(0.13%)	1	(0.14%)	00:00:24	0.00%
49.	Greece	2	(0.19%)	2	(0.06%)	2	(0.26%)	2	(0.28%)	00:00:00	100.00%
50.	Indonesia	2	(0.19%)	2	(0.06%)	2	(0.26%)	2	(0.28%)	00:00:00	100.00%
51.	Israel	2	(0.19%)	2	(0.06%)	2	(0.26%)	2	(0.28%)	00:00:00	100.00%
52.	Japan	2	(0.19%)	2	(0.06%)	2	(0.26%)	2	(0.28%)	00:00:00	100.00%
53.	Malawi	2	(0.19%)	2	(0.06%)	2	(0.26%)	1	(0.14%)	00:00:00	100.00%
54.	Philippines	2	(0.19%)	2	(0.06%)	2	(0.26%)	2	(0.28%)	00:00:00	100.00%

54.	Philippines	2 (0.19%)	2 (0.06%)	2 (0.26%)	2 (0.28%)	00:00:00	100.00%
55.	Portugal	2 (0.19%)	2 (0.06%)	2 (0.26%)	2 (0.28%)	00:00:00	100.00%
56.	Sudan	2 (0.19%)	2 (0.06%)	2 (0.26%)	2 (0.28%)	00:00:00	100.00%
57.	Ukraine	2 (0.19%)	2 (0.06%)	1 (0.13%)	1 (0.14%)	00:00:00	100.00%
58.	Argentina	1 (0.09%)	1 (0.03%)	1 (0.13%)	1 (0.14%)	00:00:00	100.00%
59.	Bangladesh	1 (0.09%)	3 (0.10%)	1 (0.13%)	1 (0.14%)	00:01:25	0.00%
60.	Chile	1 (0.09%)	10 (0.32%)	1 (0.13%)	1 (0.14%)	00:22:54	0.00%
61.	Eritrea	1 (0.09%)	1 (0.03%)	1 (0.13%)	1 (0.14%)	00:00:00	100.00%
62.	Spain	1 (0.09%)	2 (0.06%)	1 (0.13%)	1 (0.14%)	00:00:21	0.00%
63.	Georgia	1 (0.09%)	1 (0.03%)	1 (0.13%)	1 (0.14%)	00:00:00	100.00%
64.	Gambia	1 (0.09%)	1 (0.03%)	1 (0.13%)	1 (0.14%)	00:00:00	100.00%
65.	Hungary	1 (0.09%)	1 (0.03%)	1 (0.13%)	1 (0.14%)	00:00:00	100.00%
66.	Ireland	1 (0.09%)	1 (0.03%)	1 (0.13%)	1 (0.14%)	00:00:00	100.00%
67.	Iraq	1 (0.09%)	1 (0.03%)	1 (0.13%)	1 (0.14%)	00:00:00	100.00%
68.	Italy	1 (0.09%)	3 (0.10%)	1 (0.13%)	1 (0.14%)	00:07:31	0.00%
69.	Kenya	1 (0.09%)	6 (0.19%)	1 (0.13%)	1 (0.14%)	00:49:13	0.00%
70.	Sri Lanka	1 (0.09%)	1 (0.03%)	1 (0.13%)	1 (0.14%)	00:00:00	100.00%
71.	Libya	1 (0.09%)	2 (0.06%)	1 (0.13%)	0 (0.00%)	00:06:27	0.00%
72.	Mauritania	1 (0.09%)	1 (0.03%)	1 (0.13%)	1 (0.14%)	00:00:00	100.00%
73.	Mozambique	1 (0.09%)	1 (0.03%)	1 (0.13%)	1 (0.14%)	00:00:00	100.00%
74.	Rwanda	1 (0.09%)	11 (0.36%)	1 (0.13%)	1 (0.14%)	00:23:04	0.00%
75.	Saudi Arabia	1 (0.09%)	1 (0.03%)	1 (0.13%)	1 (0.14%)	00:00:00	100.00%
76.	Sweden	1 (0.09%)	6 (0.19%)	1 (0.13%)	1 (0.14%)	00:03:18	0.00%
77.	Taiwan	1 (0.09%)	1 (0.03%)	1 (0.13%)	1 (0.14%)	00:00:00	100.00%
78.	Zambia	1 (0.09%)	1 (0.03%)	1 (0.13%)	1 (0.14%)	00:00:00	100.00%
79.	Zimbabwe	1 (0.09%)	1 (0.03%)	1 (0.13%)	1 (0.14%)	00:00:00	100.00%

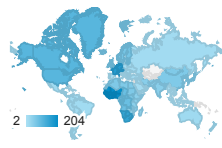


### Continental

All Users  
100.00% Sessions

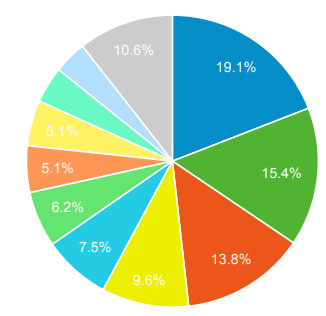
Jun 1, 2018 - Jun 30, 2018

### Continental



Sub Continent	Sessions ▼	Sessions
	1,068 % of Total: 100.00% (1,068)	1,068 % of Total: 100.00% (1,068)
1. Western Africa	204	19.10%
2. Western Europe	164	15.36%
3. Southern Africa	147	13.76%
4. Northern America	103	9.64%
5. Middle Africa	80	7.49%
6. Northern Europe	66	6.18%
7. Northern Africa	55	5.15%
8. Eastern Asia	54	5.06%
9. Southern Asia	43	4.03%
10. Eastern Africa	39	3.65%

Contribution to total: Sessions ▼



Rows 1 - 10 of 19