

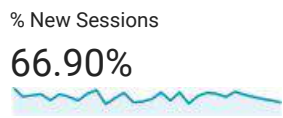
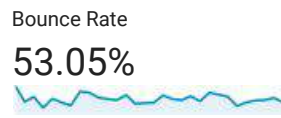
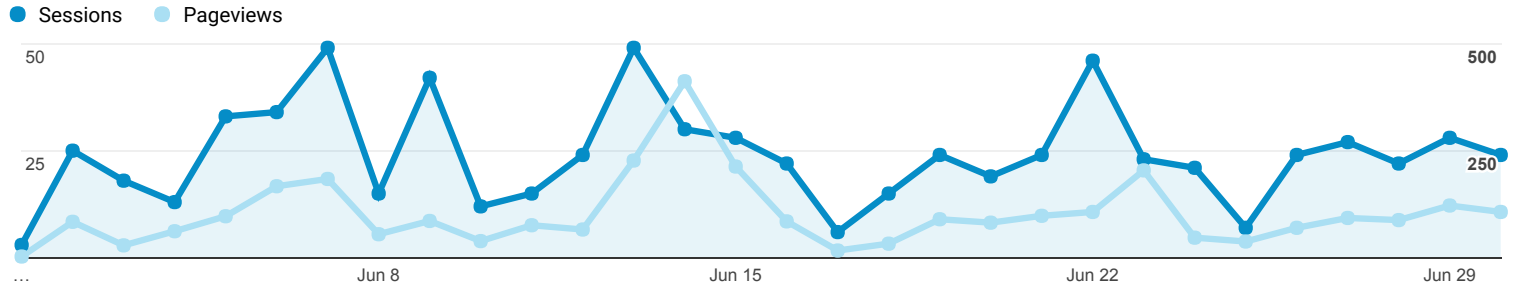


Jun 1, 2017 - Jun 30, 2017

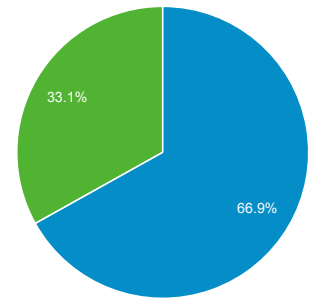
Audience Overview

All Users
100.00% Sessions

Overview



New Visitor Returning Visitor



Country	Sessions	% Sessions
1. United States	111	15.37%
2. Congo - Brazzaville	85	11.77%
3. United Kingdom	56	7.76%
4. Nigeria	56	7.76%
5. Cameroon	30	4.16%
6. Benin	28	3.88%
7. Morocco	25	3.46%
8. Nepal	25	3.46%
9. Germany	21	2.91%
10. Algeria	19	2.63%



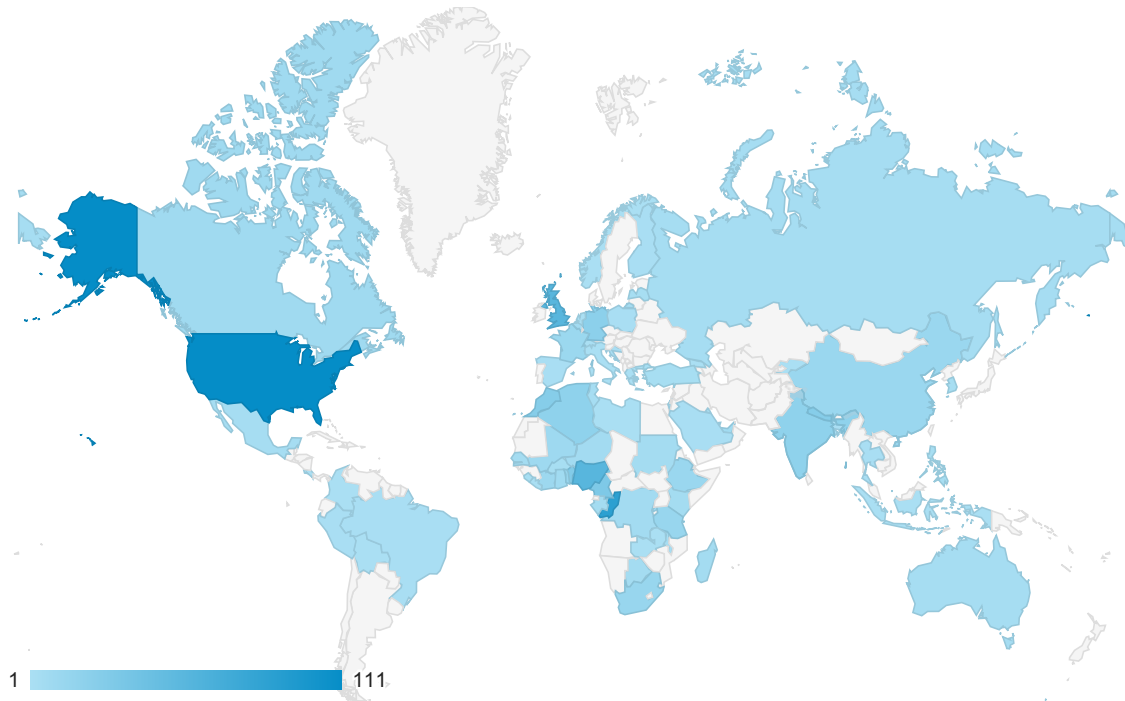
Monthly Report

Jun 1, 2017 - Jun 30, 2017

All Users
100.00% Sessions

Map Overlay

Summary



Country	Sessions	% New Sessions	Users	New Users	Pageviews	Pages / Session	Avg. Session Duration	Bounce Rate
	722 % of Total: 100.00% (722)	66.90% Avg for View: 66.90% (0.00%)	526 % of Total: 100.00% (526)	483 % of Total: 100.00% (483)	3,081 % of Total: 100.00% (3,081)	4.27 Avg for View: 4.27 (0.00%)	00:05:46 Avg for View: 00:05:46 (0.00%)	53.05% Avg for View: 53.05% (0.00%)
1. United States	111 (15.37%)	93.69%	106 (20.11%)	104 (21.53%)	259 (8.41%)	2.33	00:02:10	73.87%
2. Congo - Brazzaville	85 (11.77%)	30.59%	34 (6.45%)	26 (5.38%)	516 (16.75%)	6.07	00:08:50	31.76%
3. United Kingdom	56 (7.76%)	44.64%	29 (5.50%)	25 (5.18%)	698 (22.65%)	12.46	00:17:52	37.50%
4. Nigeria	56 (7.76%)	69.64%	44 (8.35%)	39 (8.07%)	143 (4.64%)	2.55	00:03:49	57.14%
5. Cameroon	30 (4.16%)	63.33%	21 (3.98%)	19 (3.93%)	105 (3.41%)	3.50	00:04:35	43.33%
6. Benin	28 (3.88%)	78.57%	23 (4.36%)	22 (4.55%)	116 (3.77%)	4.14	00:06:51	17.86%
7. Morocco	25 (3.46%)	28.00%	9 (1.71%)	7 (1.45%)	45 (1.46%)	1.80	00:01:32	88.00%
8. Nepal	25 (3.46%)	60.00%	18 (3.42%)	15 (3.11%)	46 (1.49%)	1.84	00:01:35	60.00%
9. Germany	21 (2.91%)	61.90%	14 (2.66%)	13 (2.69%)	92 (2.99%)	4.38	00:11:55	38.10%
10. Algeria	19 (2.63%)	52.63%	12 (2.28%)	10 (2.07%)	48 (1.56%)	2.53	00:04:09	52.63%
11. India	19 (2.63%)	78.95%	16 (3.04%)	15 (3.11%)	47 (1.53%)	2.47	00:03:22	57.89%
12. Togo	13 (1.80%)	92.31%	12 (2.28%)	12 (2.48%)	26 (0.84%)	2.00	00:04:06	69.23%
13. Tanzania	13 (1.80%)	53.85%	8 (1.52%)	7 (1.45%)	57 (1.85%)	4.38	00:04:19	38.46%
14. South Africa	13 (1.80%)	76.92%	11 (2.09%)	10 (2.07%)	36 (1.17%)	2.77	00:04:48	46.15%

49.	Croatia	2 (0.28%)	50.00%	1 (0.19%)	1 (0.21%)	16 (0.52%)	8.00	00:17:28	0.00%
50.	Peru	2 (0.28%)	100.00%	2 (0.38%)	2 (0.41%)	27 (0.88%)	13.50	00:18:41	0.00%
51.	Poland	2 (0.28%)	50.00%	1 (0.19%)	1 (0.21%)	34 (1.10%)	17.00	00:13:29	50.00%
52.	Saudi Arabia	2 (0.28%)	100.00%	2 (0.38%)	2 (0.41%)	4 (0.13%)	2.00	00:01:48	50.00%
53.	Thailand	2 (0.28%)	100.00%	2 (0.38%)	2 (0.41%)	3 (0.10%)	1.50	00:00:17	50.00%
54.	Bolivia	1 (0.14%)	100.00%	1 (0.19%)	1 (0.21%)	2 (0.06%)	2.00	00:14:13	0.00%
55.	Switzerland	1 (0.14%)	100.00%	1 (0.19%)	1 (0.21%)	1 (0.03%)	1.00	00:00:00	100.00%
56.	Colombia	1 (0.14%)	100.00%	1 (0.19%)	1 (0.21%)	3 (0.10%)	3.00	00:00:40	0.00%
57.	Costa Rica	1 (0.14%)	100.00%	1 (0.19%)	1 (0.21%)	1 (0.03%)	1.00	00:00:00	100.00%
58.	Georgia	1 (0.14%)	100.00%	1 (0.19%)	1 (0.21%)	2 (0.06%)	2.00	00:00:41	0.00%
59.	Greece	1 (0.14%)	100.00%	1 (0.19%)	1 (0.21%)	1 (0.03%)	1.00	00:00:00	100.00%
60.	Indonesia	1 (0.14%)	100.00%	1 (0.19%)	1 (0.21%)	1 (0.03%)	1.00	00:00:00	100.00%
61.	Israel	1 (0.14%)	100.00%	1 (0.19%)	1 (0.21%)	1 (0.03%)	1.00	00:00:00	100.00%
62.	Italy	1 (0.14%)	100.00%	1 (0.19%)	1 (0.21%)	1 (0.03%)	1.00	00:00:00	100.00%
63.	Kyrgyzstan	1 (0.14%)	100.00%	1 (0.19%)	1 (0.21%)	1 (0.03%)	1.00	00:00:00	100.00%
64.	Kuwait	1 (0.14%)	100.00%	1 (0.19%)	1 (0.21%)	8 (0.26%)	8.00	00:12:57	0.00%
65.	Liberia	1 (0.14%)	0.00%	1 (0.19%)	0 (0.00%)	1 (0.03%)	1.00	00:00:00	100.00%
66.	Libya	1 (0.14%)	0.00%	1 (0.19%)	0 (0.00%)	1 (0.03%)	1.00	00:00:00	100.00%
67.	Netherlands	1 (0.14%)	100.00%	1 (0.19%)	1 (0.21%)	3 (0.10%)	3.00	00:07:52	0.00%
68.	Norway	1 (0.14%)	100.00%	1 (0.19%)	1 (0.21%)	1 (0.03%)	1.00	00:00:00	100.00%
69.	Qatar	1 (0.14%)	100.00%	1 (0.19%)	1 (0.21%)	8 (0.26%)	8.00	00:10:24	0.00%
70.	Zambia	1 (0.14%)	100.00%	1 (0.19%)	1 (0.21%)	1 (0.03%)	1.00	00:00:00	100.00%

Rows 1 - 70 of 70



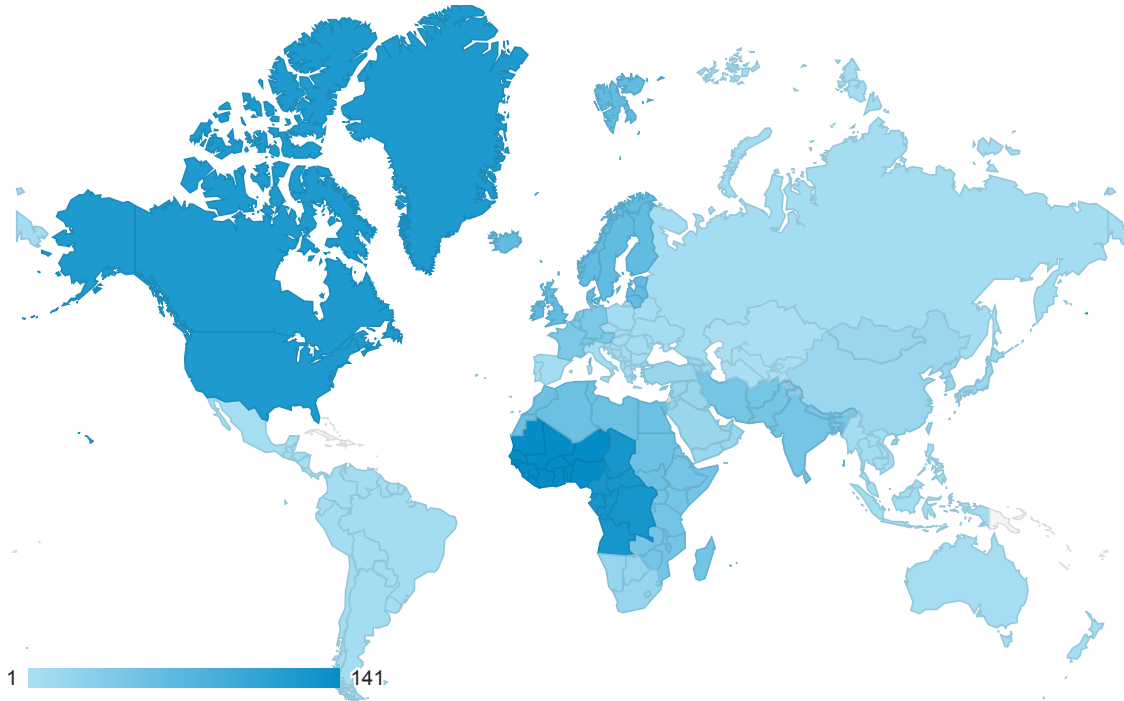
Monthly Report

Jun 1, 2017 - Jun 30, 2017

All Users
100.00% Sessions

Map Overlay

Summary



Sub Continent	Sessions	Users
	722 % of Total: 100.00% (722)	526 % of Total: 100.00% (526)
1. Western Africa	141	21.82%
2. Middle Africa	126	11.95%
3. Northern America	119	21.63%
4. Northern Europe	62	6.26%
5. Northern Africa	54	5.88%
6. Eastern Africa	47	6.64%
7. Southern Asia	46	6.83%
8. Western Europe	40	5.31%
9. Southern Africa	18	2.66%
10. Western Asia	16	2.47%
11. Eastern Asia	15	2.28%
12. South America	6	1.14%
13. Southeast Asia	6	0.95%
14. Southern Europe	6	0.95%
15. Eastern Europe	6	0.95%
16. Central America	5	0.76%
17. Australasia	4	0.76%
18. (not set)	4	0.57%

© 2017 Google