

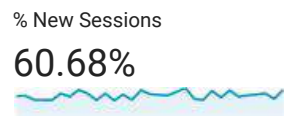
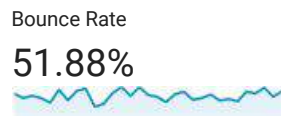
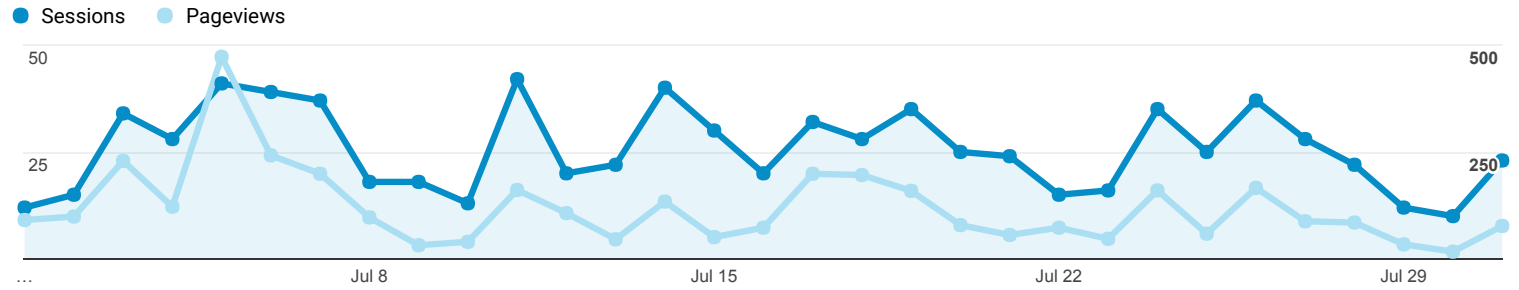


Audience Overview

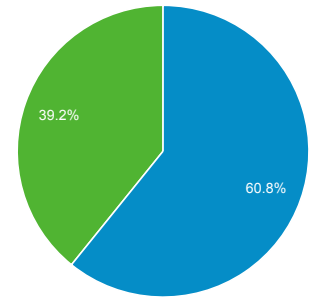
All Users
100.00% Sessions

Jul 1, 2017 - Jul 31, 2017

Overview



New Visitor Returning Visitor



| Country | Sessions | % Sessions |
|------------------------|----------|------------|
| 1. Congo - Brazzaville | 82 | 10.30% |
| 2. United States | 80 | 10.05% |
| 3. Nigeria | 74 | 9.30% |
| 4. United Kingdom | 54 | 6.78% |
| 5. Cameroon | 39 | 4.90% |
| 6. India | 35 | 4.40% |
| 7. Benin | 30 | 3.77% |
| 8. Morocco | 24 | 3.02% |
| 9. Senegal | 24 | 3.02% |
| 10. South Africa | 22 | 2.76% |



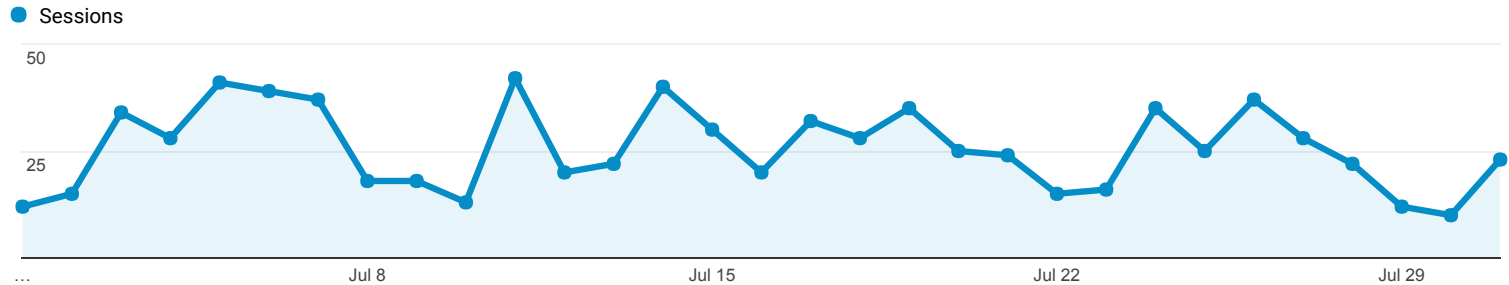
AIM Monthly Report

All Users
100.00% Sessions

Jul 1, 2017 - Jul 31, 2017

AIM DailyReport

Groupe de statistiques



| Country | Sessions | Users | Pageviews | % New Sessions | New Users | Pages / Session | Bounce Rate | Avg. Time on Page |
|------------------------|--|--|--|--|--|--|--|--|
| | 796 % of Total: 100.00% (796) | 529 % of Total: 100.00% (529) | 3,690 % of Total: 100.00% (3,690) | 60.80% Avg for View: 60.68% (0.21%) | 484 % of Total: 100.21% (483) | 4.64 Avg for View: 4.64 (0.00%) | 51.88% Avg for View: 51.88% (0.00%) | 00:01:52 Avg for View: 00:01:52 (0.00%) |
| 1. Congo - Brazzaville | 82 (10.30%) | 15 (2.83%) | 197 (5.34%) | 4.88% | 4 (0.83%) | 2.40 | 51.22% | 00:03:03 |
| 2. United States | 80 (10.05%) | 65 (12.26%) | 470 (12.74%) | 78.75% | 63 (13.02%) | 5.88 | 51.25% | 00:01:06 |
| 3. Nigeria | 74 (9.30%) | 52 (9.81%) | 525 (14.23%) | 66.22% | 49 (10.12%) | 7.09 | 43.24% | 00:01:41 |
| 4. United Kingdom | 54 (6.78%) | 35 (6.60%) | 541 (14.66%) | 61.11% | 33 (6.82%) | 10.02 | 31.48% | 00:01:50 |
| 5. Cameroon | 39 (4.90%) | 16 (3.02%) | 256 (6.94%) | 38.46% | 15 (3.10%) | 6.56 | 43.59% | 00:02:32 |
| 6. India | 35 (4.40%) | 25 (4.72%) | 72 (1.95%) | 68.57% | 24 (4.96%) | 2.06 | 60.00% | 00:02:56 |
| 7. Benin | 30 (3.77%) | 22 (4.15%) | 81 (2.20%) | 60.00% | 18 (3.72%) | 2.70 | 50.00% | 00:03:16 |
| 8. Morocco | 24 (3.02%) | 12 (2.26%) | 41 (1.11%) | 41.67% | 10 (2.07%) | 1.71 | 75.00% | 00:00:20 |
| 9. Senegal | 24 (3.02%) | 9 (1.70%) | 452 (12.25%) | 33.33% | 8 (1.65%) | 18.83 | 16.67% | 00:01:21 |
| 10. South Africa | 22 (2.76%) | 14 (2.64%) | 126 (3.41%) | 59.09% | 13 (2.69%) | 5.73 | 36.36% | 00:01:24 |
| 11. South Korea | 19 (2.39%) | 17 (3.21%) | 32 (0.87%) | 89.47% | 17 (3.51%) | 1.68 | 73.68% | 00:02:25 |
| 12. Côte d'Ivoire | 18 (2.26%) | 15 (2.83%) | 44 (1.19%) | 83.33% | 15 (3.10%) | 2.44 | 61.11% | 00:01:30 |
| 13. France | 18 (2.26%) | 16 (3.02%) | 39 (1.06%) | 88.89% | 16 (3.31%) | 2.17 | 66.67% | 00:01:29 |
| 14. Brazil | 17 (2.14%) | 17 (3.21%) | 22 (0.60%) | 100.00% | 17 (3.51%) | 1.29 | 88.24% | 00:00:57 |
| 15. Australia | 16 (2.01%) | 10 (1.89%) | 104 (2.82%) | 50.00% | 8 (1.65%) | 6.50 | 6.25% | 00:03:54 |
| 16. Togo | 16 (2.01%) | 9 (1.70%) | 44 (1.19%) | 56.25% | 9 (1.86%) | 2.75 | 50.00% | 00:03:12 |
| 17. Switzerland | 13 (1.63%) | 8 (1.51%) | 44 (1.19%) | 53.85% | 7 (1.45%) | 3.38 | 30.77% | 00:02:08 |
| 18. Sudan | 12 (1.51%) | 4 (0.75%) | 17 (0.46%) | 25.00% | 3 (0.62%) | 1.42 | 75.00% | 00:01:34 |
| 19. China | 11 (1.38%) | 11 (2.08%) | 11 (0.30%) | 100.00% | 11 (2.27%) | 1.00 | 100.00% | 00:00:00 |

| | | | | | | | | | |
|-----|-------------|--------------|--------------|---------------|---------|--------------|-------|---------|----------|
| 54. | (not set) | 2 (0.25%) | 2 (0.38%) | 7 (0.19%) | 50.00% | 1 (0.21%) | 3.50 | 50.00% | 00:01:16 |
| 55. | Barbados | 1 (0.13%) | 1 (0.19%) | 1 (0.03%) | 100.00% | 1 (0.21%) | 1.00 | 100.00% | 00:00:00 |
| 56. | Belgium | 1 (0.13%) | 1 (0.19%) | 2 (0.05%) | 100.00% | 1 (0.21%) | 2.00 | 0.00% | 00:00:25 |
| 57. | Burundi | 1 (0.13%) | 1 (0.19%) | 3 (0.08%) | 100.00% | 1 (0.21%) | 3.00 | 0.00% | 00:03:20 |
| 58. | Chile | 1 (0.13%) | 1 (0.19%) | 3 (0.08%) | 100.00% | 1 (0.21%) | 3.00 | 0.00% | 00:00:17 |
| 59. | Denmark | 1 (0.13%) | 1 (0.19%) | 1 (0.03%) | 100.00% | 1 (0.21%) | 1.00 | 100.00% | 00:00:00 |
| 60. | Spain | 1 (0.13%) | 1 (0.19%) | 19 (0.51%) | 100.00% | 1 (0.21%) | 19.00 | 0.00% | 00:00:54 |
| 61. | Georgia | 1 (0.13%) | 1 (0.19%) | 1 (0.03%) | 100.00% | 1 (0.21%) | 1.00 | 100.00% | 00:00:00 |
| 62. | Guinea | 1 (0.13%) | 1 (0.19%) | 1 (0.03%) | 100.00% | 1 (0.21%) | 1.00 | 100.00% | 00:00:00 |
| 63. | Greece | 1 (0.13%) | 1 (0.19%) | 1 (0.03%) | 100.00% | 1 (0.21%) | 1.00 | 100.00% | 00:00:00 |
| 64. | Haiti | 1 (0.13%) | 1 (0.19%) | 1 (0.03%) | 100.00% | 1 (0.21%) | 1.00 | 100.00% | 00:00:00 |
| 65. | Ireland | 1 (0.13%) | 1 (0.19%) | 1 (0.03%) | 100.00% | 1 (0.21%) | 1.00 | 100.00% | 00:00:00 |
| 66. | Iran | 1 (0.13%) | 1 (0.19%) | 1 (0.03%) | 100.00% | 1 (0.21%) | 1.00 | 100.00% | 00:00:00 |
| 67. | Japan | 1 (0.13%) | 1 (0.19%) | 1 (0.03%) | 100.00% | 1 (0.21%) | 1.00 | 100.00% | 00:00:00 |
| 68. | Libya | 1 (0.13%) | 1 (0.19%) | 1 (0.03%) | 100.00% | 1 (0.21%) | 1.00 | 100.00% | 00:00:00 |
| 69. | Nicaragua | 1 (0.13%) | 1 (0.19%) | 2 (0.05%) | 100.00% | 1 (0.21%) | 2.00 | 0.00% | 00:00:43 |
| 70. | Nepal | 1 (0.13%) | 1 (0.19%) | 1 (0.03%) | 0.00% | 0 (0.00%) | 1.00 | 100.00% | 00:00:00 |
| 71. | New Zealand | 1 (0.13%) | 1 (0.19%) | 1 (0.03%) | 100.00% | 1 (0.21%) | 1.00 | 100.00% | 00:00:00 |
| 72. | Philippines | 1 (0.13%) | 1 (0.19%) | 1 (0.03%) | 100.00% | 1 (0.21%) | 1.00 | 100.00% | 00:00:00 |
| 73. | Romania | 1 (0.13%) | 1 (0.19%) | 11 (0.30%) | 100.00% | 1 (0.21%) | 11.00 | 0.00% | 00:00:23 |
| 74. | Russia | 1 (0.13%) | 1 (0.19%) | 2 (0.05%) | 0.00% | 0 (0.00%) | 2.00 | 0.00% | 00:07:45 |
| 75. | Rwanda | 1 (0.13%) | 1 (0.19%) | 4 (0.11%) | 100.00% | 1 (0.21%) | 4.00 | 0.00% | 00:09:02 |
| 76. | Singapore | 1 (0.13%) | 1 (0.19%) | 8 (0.22%) | 100.00% | 1 (0.21%) | 8.00 | 0.00% | 00:04:09 |
| 77. | Ukraine | 1 (0.13%) | 1 (0.19%) | 1 (0.03%) | 100.00% | 1 (0.21%) | 1.00 | 100.00% | 00:00:00 |
| 78. | Uganda | 1 (0.13%) | 1 (0.19%) | 1 (0.03%) | 100.00% | 1 (0.21%) | 1.00 | 100.00% | 00:00:00 |
| 79. | Vietnam | 1 (0.13%) | 1 (0.19%) | 1 (0.03%) | 100.00% | 1 (0.21%) | 1.00 | 100.00% | 00:00:00 |

Rows 1 - 79 of 79



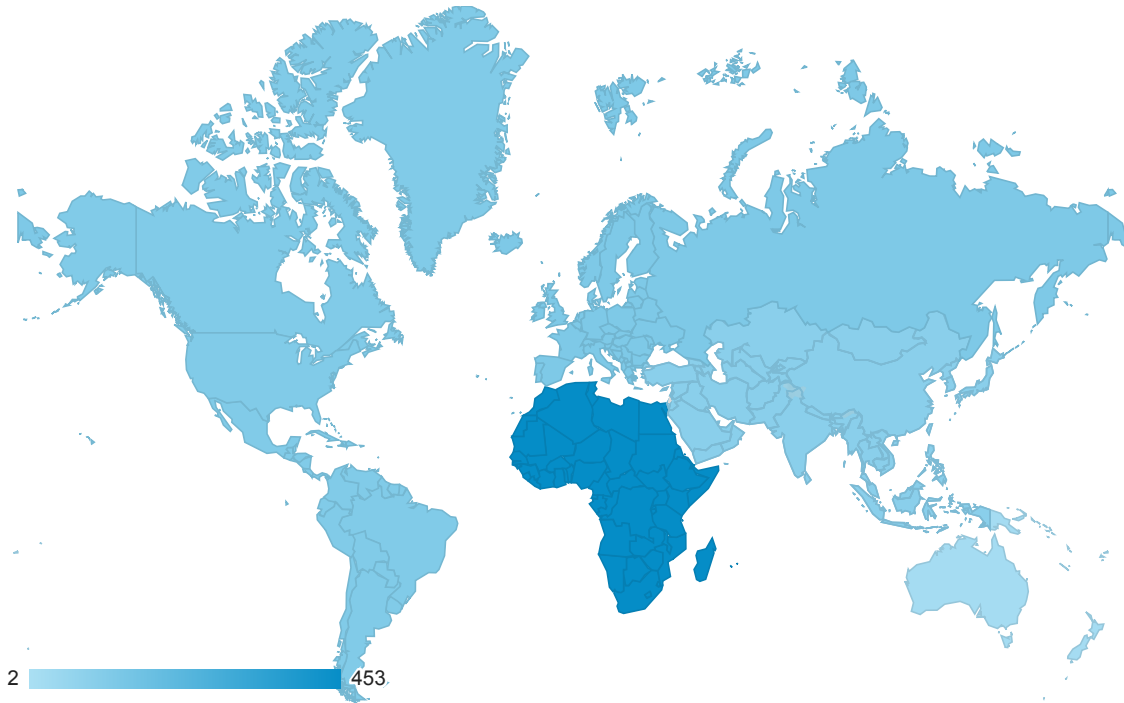
Location

All Users
100.00% Sessions

Jul 1, 2017 - Jul 31, 2017

Map Overlay

Summary



| Continent | Sessions | Users |
|--------------|----------------------------------|----------------------------------|
| | 796 % of Total: 100.00% (796) | 529 % of Total: 100.00% (529) |
| 1. Africa | 453 | 47.36% |
| 2. Europe | 122 | 17.55% |
| 3. Americas | 113 | 18.11% |
| 4. Asia | 89 | 14.53% |
| 5. Oceania | 17 | 2.08% |
| 6. (not set) | 2 | 0.38% |

Rows 1 - 6 of 6