

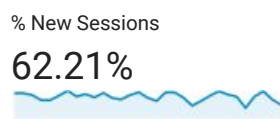
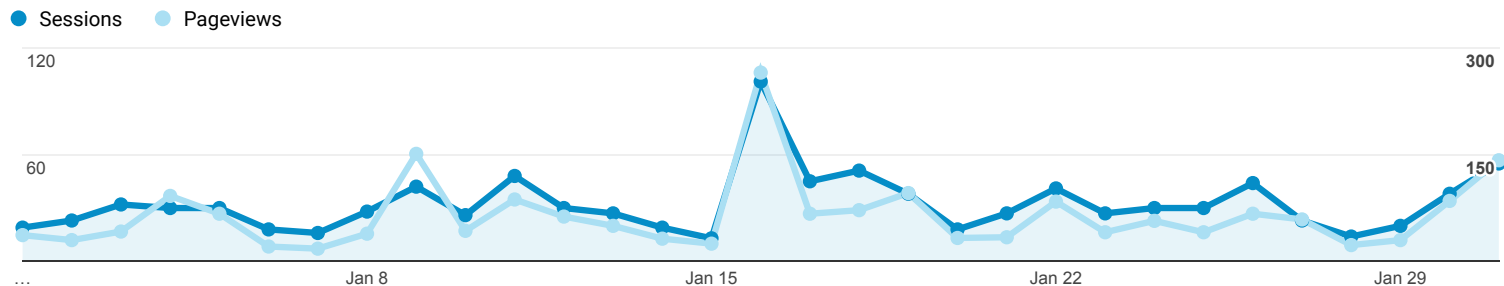


Jan 1, 2017 - Jan 31, 2017

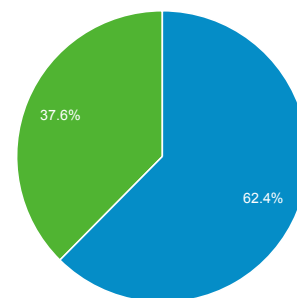
# Audience Overview

All Users  
100.00% Sessions

## Overview



■ New Visitor ■ Returning Visitor



Country	Sessions	% Sessions
1. Benin	188	18.74%
2. Congo (Republic)	118	11.76%
3. Russia	109	10.87%
4. United States	80	7.98%
5. Nigeria	45	4.49%
6. Côte d'Ivoire	27	2.69%
7. United Kingdom	25	2.49%
8. India	25	2.49%
9. Burkina Faso	24	2.39%
10. South Africa	21	2.09%



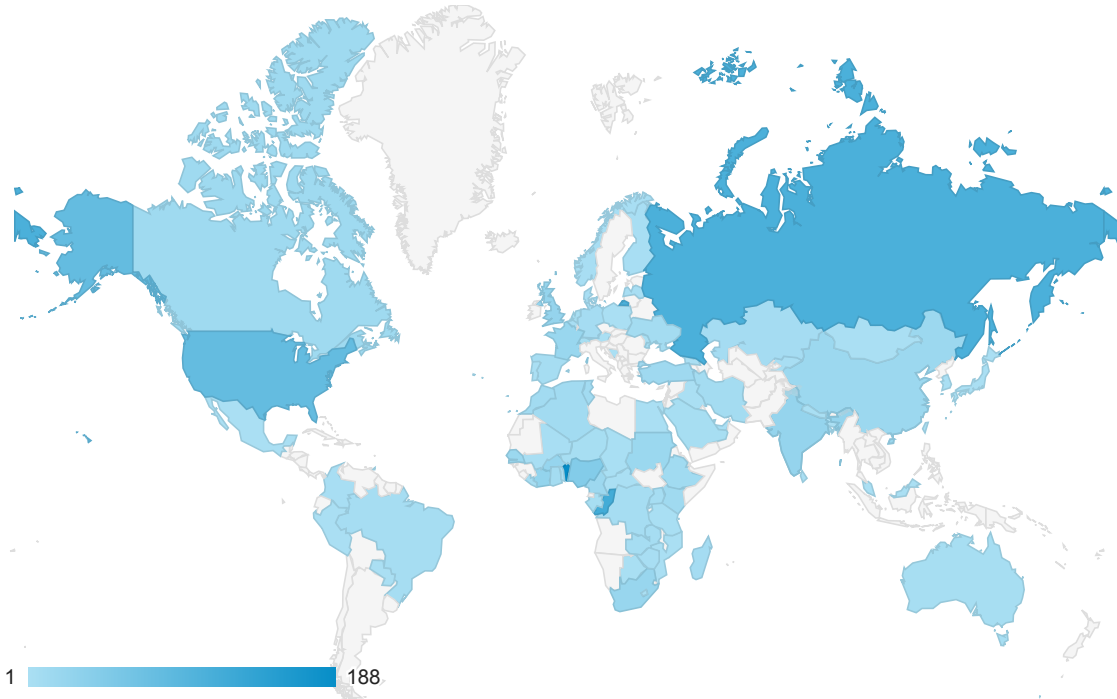
## Monthly Report

Jan 1, 2017 - Jan 31, 2017

All Users  
100.00% Sessions

## Map Overlay

## Summary



Country	Sessions	% New Sessions	Users	New Users	Pageviews	Pages / Session	Avg. Session Duration	Bounce Rate
	1,003 % of Total: 100.00% (1,003)	62.41% Avg for View: 62.21% (0.32%)	672 % of Total: 100.00% (672)	626 % of Total: 100.32% (624)	1,993 % of Total: 100.00% (1,993)	1.99 Avg for View: 1.99 (0.00%)	00:03:09 Avg for View: 00:03:09 (0.00%)	66.90% Avg for View: 66.90% (0.00%)
1. Benin	188 (18.74%)	37.23%	75 (11.13%)	70 (11.18%)	461 (23.13%)	2.45	00:06:25	50.53%
2. Congo (Republic)	118 (11.76%)	11.86%	23 (3.41%)	14 (2.24%)	406 (20.37%)	3.44	00:05:55	58.47%
3. Russia	109 (10.87%)	87.16%	95 (14.09%)	95 (15.18%)	110 (5.52%)	1.01	00:00:15	99.08%
4. United States	80 (7.98%)	78.75%	66 (9.79%)	63 (10.06%)	186 (9.33%)	2.32	00:01:42	58.75%
5. Nigeria	45 (4.49%)	80.00%	37 (5.49%)	36 (5.75%)	85 (4.26%)	1.89	00:02:34	57.78%
6. Côte d'Ivoire	27 (2.69%)	85.19%	25 (3.71%)	23 (3.67%)	62 (3.11%)	2.30	00:02:59	62.96%
7. United Kingdom	25 (2.49%)	80.00%	22 (3.26%)	20 (3.19%)	43 (2.16%)	1.72	00:02:05	60.00%
8. India	25 (2.49%)	72.00%	18 (2.67%)	18 (2.88%)	48 (2.41%)	1.92	00:04:45	64.00%
9. Burkina Faso	24 (2.39%)	66.67%	17 (2.52%)	16 (2.56%)	38 (1.91%)	1.58	00:01:56	70.83%
10. South Africa	21 (2.09%)	42.86%	12 (1.78%)	9 (1.44%)	28 (1.40%)	1.33	00:00:43	80.95%
11. France	20 (1.99%)	90.00%	20 (2.97%)	18 (2.88%)	38 (1.91%)	1.90	00:01:45	65.00%
12. Sudan	18 (1.79%)	0.00%	1 (0.15%)	0 (0.00%)	43 (2.16%)	2.39	00:11:48	27.78%
13. Senegal	18 (1.79%)	55.56%	11 (1.63%)	10 (1.60%)	39 (1.96%)	2.17	00:02:59	50.00%
14. China	17 (1.69%)	94.12%	16 (2.37%)	16 (2.56%)	17 (0.85%)	1.00	00:00:00	100.00%

Global Performance Report: Q3 2023										
Rank	Country	Q3 Performance			Annual Performance			Operational Metrics		
		Score	Completion %	Defects	Score	Completion %	Defects	Efficiency	Uptime	Cost %
15.	Cameroon	16 <small>(1.60%)</small>	68.75%	13 <small>(1.93%)</small>	11 <small>(1.76%)</small>	29 <small>(1.46%)</small>	1.81	00:04:44	62.50%	
16.	Turkey	14 <small>(1.40%)</small>	92.86%	13 <small>(1.93%)</small>	13 <small>(2.08%)</small>	27 <small>(1.35%)</small>	1.93	00:02:23	50.00%	
17.	Canada	13 <small>(1.30%)</small>	84.62%	12 <small>(1.78%)</small>	11 <small>(1.76%)</small>	18 <small>(0.90%)</small>	1.38	00:01:54	69.23%	
18.	Kenya	12 <small>(1.20%)</small>	91.67%	11 <small>(1.63%)</small>	11 <small>(1.76%)</small>	21 <small>(1.05%)</small>	1.75	00:01:22	58.33%	
19.	Ethiopia	11 <small>(1.10%)</small>	81.82%	10 <small>(1.48%)</small>	9 <small>(1.44%)</small>	15 <small>(0.75%)</small>	1.36	00:00:16	63.64%	
20.	Algeria	10 <small>(1.00%)</small>	90.00%	9 <small>(1.34%)</small>	9 <small>(1.44%)</small>	19 <small>(0.95%)</small>	1.90	00:02:53	60.00%	
21.	Morocco	10 <small>(1.00%)</small>	100.00%	10 <small>(1.48%)</small>	10 <small>(1.60%)</small>	11 <small>(0.55%)</small>	1.10	00:00:01	90.00%	
22.	Tunisia	10 <small>(1.00%)</small>	90.00%	9 <small>(1.34%)</small>	9 <small>(1.44%)</small>	13 <small>(0.65%)</small>	1.30	00:00:17	70.00%	
23.	Ghana	8 <small>(0.80%)</small>	100.00%	8 <small>(1.19%)</small>	8 <small>(1.28%)</small>	11 <small>(0.55%)</small>	1.38	00:01:56	75.00%	
24.	Iran	8 <small>(0.80%)</small>	87.50%	8 <small>(1.19%)</small>	7 <small>(1.12%)</small>	11 <small>(0.55%)</small>	1.38	00:00:48	87.50%	
25.	Ukraine	8 <small>(0.80%)</small>	87.50%	7 <small>(1.04%)</small>	7 <small>(1.12%)</small>	11 <small>(0.55%)</small>	1.38	00:01:20	87.50%	
26.	Germany	7 <small>(0.70%)</small>	100.00%	7 <small>(1.04%)</small>	7 <small>(1.12%)</small>	7 <small>(0.35%)</small>	1.00	00:00:00	100.00%	
27.	Kazakhstan	7 <small>(0.70%)</small>	85.71%	6 <small>(0.89%)</small>	6 <small>(0.96%)</small>	7 <small>(0.35%)</small>	1.00	00:00:00	100.00%	
28.	Madagascar	7 <small>(0.70%)</small>	71.43%	5 <small>(0.74%)</small>	5 <small>(0.80%)</small>	7 <small>(0.35%)</small>	1.00	00:00:00	100.00%	
29.	Brazil	6 <small>(0.60%)</small>	100.00%	6 <small>(0.89%)</small>	6 <small>(0.96%)</small>	13 <small>(0.65%)</small>	2.17	00:03:57	66.67%	
30.	Spain	6 <small>(0.60%)</small>	100.00%	6 <small>(0.89%)</small>	6 <small>(0.96%)</small>	10 <small>(0.50%)</small>	1.67	00:00:54	66.67%	
31.	Liberia	6 <small>(0.60%)</small>	33.33%	5 <small>(0.74%)</small>	2 <small>(0.32%)</small>	8 <small>(0.40%)</small>	1.33	00:04:43	83.33%	
32.	Congo (DRC)	5 <small>(0.50%)</small>	100.00%	5 <small>(0.74%)</small>	5 <small>(0.80%)</small>	6 <small>(0.30%)</small>	1.20	00:00:05	80.00%	
33.	Uganda	5 <small>(0.50%)</small>	100.00%	5 <small>(0.74%)</small>	5 <small>(0.80%)</small>	10 <small>(0.50%)</small>	2.00	00:02:52	60.00%	
34.	Zambia	5 <small>(0.50%)</small>	60.00%	3 <small>(0.45%)</small>	3 <small>(0.48%)</small>	9 <small>(0.45%)</small>	1.80	00:04:03	40.00%	
35.	Australia	4 <small>(0.40%)</small>	100.00%	4 <small>(0.59%)</small>	4 <small>(0.64%)</small>	4 <small>(0.20%)</small>	1.00	00:00:00	100.00%	
36.	Switzerland	4 <small>(0.40%)</small>	75.00%	4 <small>(0.59%)</small>	3 <small>(0.48%)</small>	7 <small>(0.35%)</small>	1.75	00:00:36	75.00%	
37.	Gabon	4 <small>(0.40%)</small>	50.00%	2 <small>(0.30%)</small>	2 <small>(0.32%)</small>	6 <small>(0.30%)</small>	1.50	00:00:54	75.00%	
38.	Niger	4 <small>(0.40%)</small>	50.00%	3 <small>(0.45%)</small>	2 <small>(0.32%)</small>	5 <small>(0.25%)</small>	1.25	00:00:05	75.00%	
39.	Netherlands	4 <small>(0.40%)</small>	100.00%	4 <small>(0.59%)</small>	4 <small>(0.64%)</small>	5 <small>(0.25%)</small>	1.25	00:00:02	75.00%	
40.	Saudi Arabia	4 <small>(0.40%)</small>	75.00%	3 <small>(0.45%)</small>	3 <small>(0.48%)</small>	7 <small>(0.35%)</small>	1.75	00:03:24	50.00%	
41.	United Arab Emirates	3 <small>(0.30%)</small>	66.67%	2 <small>(0.30%)</small>	2 <small>(0.32%)</small>	3 <small>(0.15%)</small>	1.00	00:00:00	100.00%	
42.	Belgium	3 <small>(0.30%)</small>	66.67%	2 <small>(0.30%)</small>	2 <small>(0.32%)</small>	4 <small>(0.20%)</small>	1.33	00:00:25	66.67%	
43.	Colombia	3 <small>(0.30%)</small>	0.00%	1 <small>(0.15%)</small>	0 <small>(0.00%)</small>	9 <small>(0.45%)</small>	3.00	00:01:15	33.33%	
44.	Denmark	3 <small>(0.30%)</small>	100.00%	3 <small>(0.45%)</small>	3 <small>(0.48%)</small>	5 <small>(0.25%)</small>	1.67	00:00:38	66.67%	
45.	Finland	3 <small>(0.30%)</small>	100.00%	3 <small>(0.45%)</small>	3 <small>(0.48%)</small>	3 <small>(0.15%)</small>	1.00	00:00:00	100.00%	
46.	Kyrgyzstan	3 <small>(0.30%)</small>	100.00%	3 <small>(0.45%)</small>	3 <small>(0.48%)</small>	3 <small>(0.15%)</small>	1.00	00:00:00	100.00%	
47.	Latvia	3 <small>(0.30%)</small>	33.33%	2 <small>(0.30%)</small>	1 <small>(0.16%)</small>	4 <small>(0.20%)</small>	1.33	00:01:07	66.67%	
48.	Lebanon	3 <small>(0.30%)</small>	100.00%	3 <small>(0.45%)</small>	3 <small>(0.48%)</small>	5 <small>(0.25%)</small>	1.67	00:00:38	66.67%	

48.	Mali	3 (0.30%)	100.00%	3 (0.45%)	3 (0.48%)	4 (0.25%)	1.67	00:05:47	66.67%
49.	Norway	3 (0.30%)	100.00%	3 (0.45%)	3 (0.48%)	4 (0.20%)	1.33	00:01:26	66.67%
50.	Zimbabwe	3 (0.30%)	0.00%	1 (0.15%)	0 (0.00%)	3 (0.15%)	1.00	00:00:00	100.00%
51.	(not set)	3 (0.30%)	0.00%	2 (0.30%)	0 (0.00%)	7 (0.35%)	2.33	00:00:18	66.67%
52.	Botswana	2 (0.20%)	50.00%	1 (0.15%)	1 (0.16%)	2 (0.10%)	1.00	00:00:00	100.00%
53.	Sri Lanka	2 (0.20%)	100.00%	2 (0.30%)	2 (0.32%)	2 (0.10%)	1.00	00:00:00	100.00%
54.	Moldova	2 (0.20%)	50.00%	2 (0.30%)	1 (0.16%)	2 (0.10%)	1.00	00:00:00	100.00%
55.	Nepal	2 (0.20%)	50.00%	1 (0.15%)	1 (0.16%)	3 (0.15%)	1.50	00:00:23	50.00%
56.	Qatar	2 (0.20%)	50.00%	1 (0.15%)	1 (0.16%)	2 (0.10%)	1.00	00:00:00	100.00%
57.	Chad	2 (0.20%)	0.00%	1 (0.15%)	0 (0.00%)	2 (0.10%)	1.00	00:00:00	100.00%
58.	Togo	2 (0.20%)	100.00%	2 (0.30%)	2 (0.32%)	2 (0.10%)	1.00	00:00:00	100.00%
59.	Tanzania	2 (0.20%)	100.00%	2 (0.30%)	2 (0.32%)	3 (0.15%)	1.50	00:00:27	50.00%
60.	Austria	1 (0.10%)	100.00%	1 (0.15%)	1 (0.16%)	1 (0.05%)	1.00	00:00:00	100.00%
61.	Bosnia & Herzegovina	1 (0.10%)	0.00%	1 (0.15%)	0 (0.00%)	1 (0.05%)	1.00	00:00:00	100.00%
62.	Bangladesh	1 (0.10%)	100.00%	1 (0.15%)	1 (0.16%)	1 (0.05%)	1.00	00:00:00	100.00%
63.	Central African Republic	1 (0.10%)	100.00%	1 (0.15%)	1 (0.16%)	1 (0.05%)	1.00	00:00:00	100.00%
64.	Egypt	1 (0.10%)	100.00%	1 (0.15%)	1 (0.16%)	1 (0.05%)	1.00	00:00:00	100.00%
65.	Georgia	1 (0.10%)	100.00%	1 (0.15%)	1 (0.16%)	1 (0.05%)	1.00	00:00:00	100.00%
66.	Iraq	1 (0.10%)	100.00%	1 (0.15%)	1 (0.16%)	1 (0.05%)	1.00	00:00:00	100.00%
67.	Japan	1 (0.10%)	100.00%	1 (0.15%)	1 (0.16%)	2 (0.10%)	2.00	00:00:46	0.00%
68.	South Korea	1 (0.10%)	100.00%	1 (0.15%)	1 (0.16%)	1 (0.05%)	1.00	00:00:00	100.00%
69.	Lesotho	1 (0.10%)	100.00%	1 (0.15%)	1 (0.16%)	1 (0.05%)	1.00	00:00:00	100.00%
70.	Mongolia	1 (0.10%)	100.00%	1 (0.15%)	1 (0.16%)	2 (0.10%)	2.00	00:01:41	0.00%
71.	Mexico	1 (0.10%)	100.00%	1 (0.15%)	1 (0.16%)	1 (0.05%)	1.00	00:00:00	100.00%
72.	Malaysia	1 (0.10%)	100.00%	1 (0.15%)	1 (0.16%)	1 (0.05%)	1.00	00:00:00	100.00%
73.	Mozambique	1 (0.10%)	100.00%	1 (0.15%)	1 (0.16%)	1 (0.05%)	1.00	00:00:00	100.00%
74.	Peru	1 (0.10%)	100.00%	1 (0.15%)	1 (0.16%)	1 (0.05%)	1.00	00:00:00	100.00%
75.	Poland	1 (0.10%)	100.00%	1 (0.15%)	1 (0.16%)	1 (0.05%)	1.00	00:00:00	100.00%
76.	Portugal	1 (0.10%)	100.00%	1 (0.15%)	1 (0.16%)	1 (0.05%)	1.00	00:00:00	100.00%
77.	Paraguay	1 (0.10%)	100.00%	1 (0.15%)	1 (0.16%)	1 (0.05%)	1.00	00:00:00	100.00%
78.	Rwanda	1 (0.10%)	100.00%	1 (0.15%)	1 (0.16%)	2 (0.10%)	2.00	00:02:56	0.00%
79.	Trinidad & Tobago	1 (0.10%)	100.00%	1 (0.15%)	1 (0.16%)	1 (0.05%)	1.00	00:00:00	100.00%
80.	Taiwan	1 (0.10%)	100.00%	1 (0.15%)	1 (0.16%)	1 (0.05%)	1.00	00:00:00	100.00%



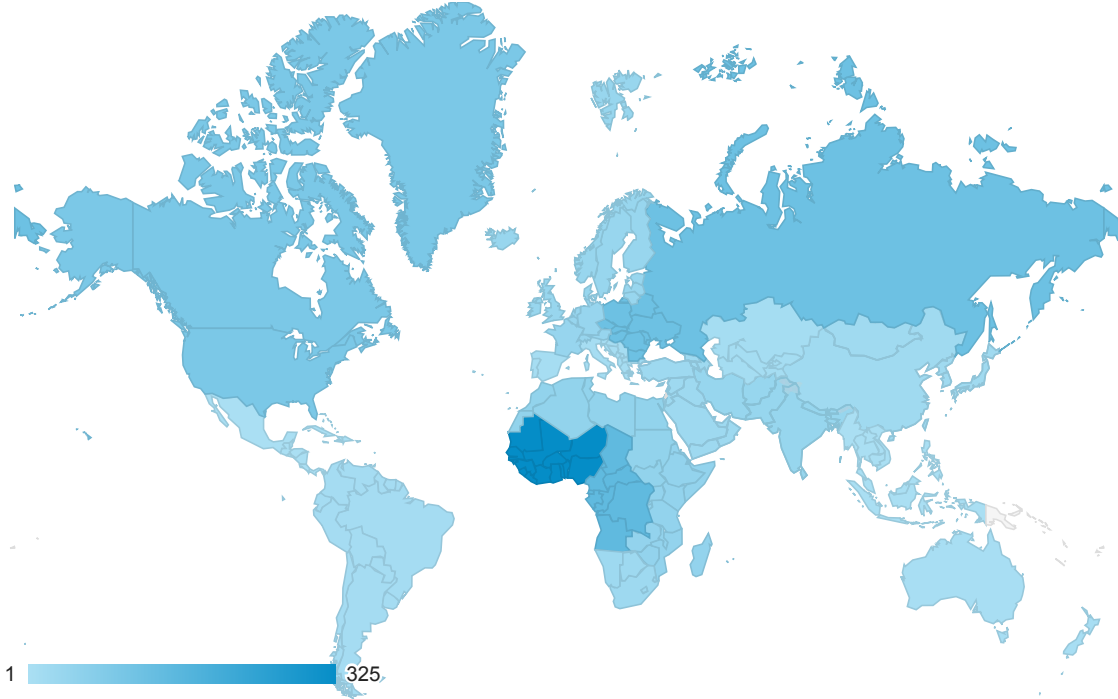
# Monthly Report

Jan 1, 2017 - Jan 31, 2017

All Users  
100.00% Sessions

Map Overlay

Summary



Sub Continent	Sessions	Sessions
	1,003 % of Total: 100.00% (1,003)	1,003 % of Total: 100.00% (1,003)
1. Western Africa	325	32.40%
2. Middle Africa	146	14.56%
3. Eastern Europe	120	11.96%
4. Northern America	93	9.27%
5. Northern Africa	49	4.89%
6. Eastern Africa	47	4.69%
7. Western Europe	39	3.89%
8. Southern Asia	38	3.79%
9. Northern Europe	37	3.69%
10. Western Asia	25	2.49%
11. Southern Africa	24	2.39%
12. Eastern Asia	21	2.09%
13. South America	11	1.10%
14. Central Asia	10	1.00%
15. Southern Europe	8	0.80%
16. Australasia	4	0.40%
17. (not set)	3	0.30%
18. Central America	1	0.10%

19.	Caribbean		1	0.10%
20.	Southeast Asia		1	0.10%

Rows 1 - 20 of 20

© 2017 Google