

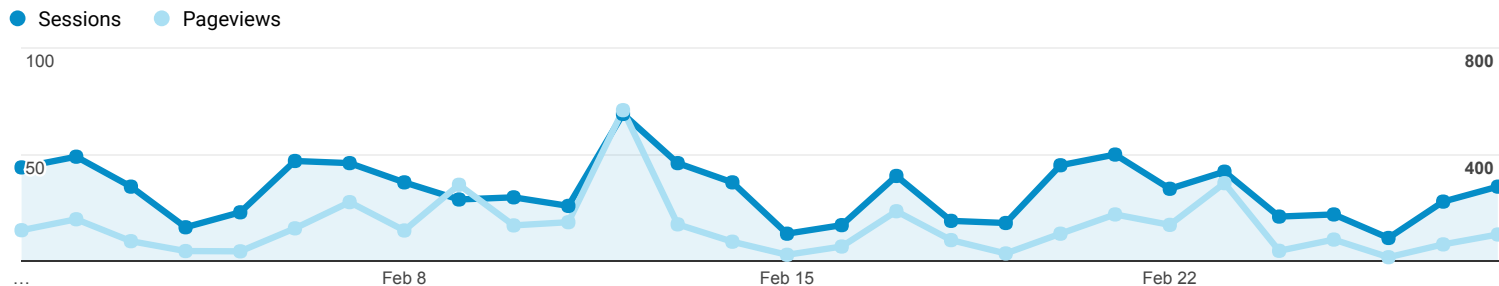


Feb 1, 2017 - Feb 28, 2017

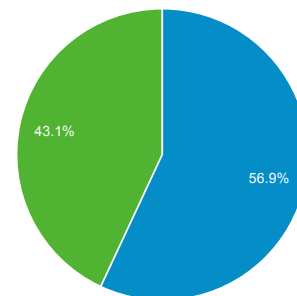
Audience Overview

All Users
100.00% Sessions

Overview



New Visitor Returning Visitor



Country	Sessions	% Sessions
1. Benin	132	14.21%
2. Russia	99	10.66%
3. Congo (Republic)	57	6.14%
4. Nigeria	42	4.52%
5. United States	42	4.52%
6. France	38	4.09%
7. United Kingdom	33	3.55%
8. Côte d'Ivoire	30	3.23%
9. South Africa	30	3.23%
10. Sudan	28	3.01%



Metrics

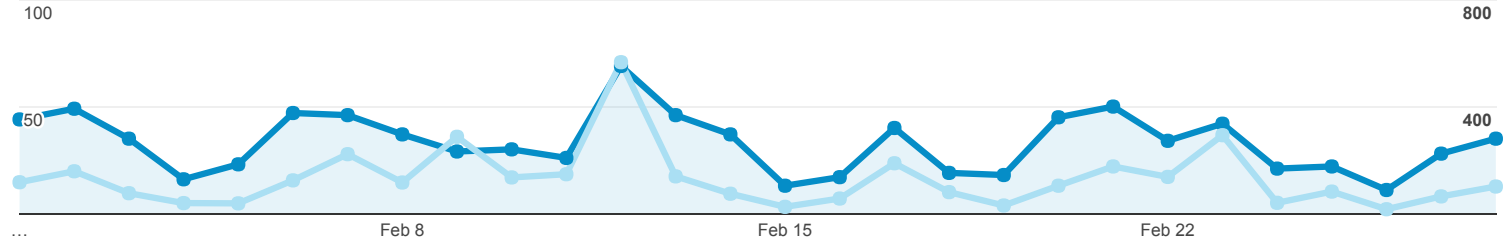
Feb 1, 2017 - Feb 28, 2017

All Users
100.00% Sessions

Explorer

Summary

● Sessions ● Pageviews



Country	Sessions	% New Sessions	Users	New Users	Pageviews	Pages / Session	Bounce Rate	Avg. Session Duration
	929 % of Total: 100.00% (929)	56.94% Avg for View: 56.73% (0.38%)	610 % of Total: 100.00% (610)	529 % of Total: 100.38% (527)	3,630 % of Total: 100.00% (3,630)	3.91 Avg for View: 3.91 (0.00%)	54.47% Avg for View: 54.47% (0.00%)	00:05:32 Avg for View: 00:05:32 (0.00%)
1. Benin	132 (14.21%)	22.73%	60 (9.76%)	30 (5.67%)	937 (25.81%)	7.10	21.97%	00:12:20
2. Russia	99 (10.66%)	86.87%	87 (14.15%)	86 (16.26%)	102 (2.81%)	1.03	96.97%	00:00:10
3. Congo (Republic)	57 (6.14%)	8.77%	18 (2.93%)	5 (0.95%)	191 (5.26%)	3.35	43.86%	00:06:48
4. Nigeria	42 (4.52%)	59.52%	29 (4.72%)	25 (4.73%)	97 (2.67%)	2.31	57.14%	00:04:48
5. United States	42 (4.52%)	78.57%	38 (6.18%)	33 (6.24%)	89 (2.45%)	2.12	69.05%	00:01:46
6. France	38 (4.09%)	44.74%	18 (2.93%)	17 (3.21%)	365 (10.06%)	9.61	60.53%	00:04:34
7. United Kingdom	33 (3.55%)	81.82%	29 (4.72%)	27 (5.10%)	236 (6.50%)	7.15	33.33%	00:09:17
8. Côte d'Ivoire	30 (3.23%)	46.67%	17 (2.76%)	14 (2.65%)	87 (2.40%)	2.90	56.67%	00:05:27
9. South Africa	30 (3.23%)	83.33%	26 (4.23%)	25 (4.73%)	68 (1.87%)	2.27	70.00%	00:02:08
10. Sudan	28 (3.01%)	14.29%	5 (0.81%)	4 (0.76%)	71 (1.96%)	2.54	53.57%	00:11:51
11. India	27 (2.91%)	85.19%	24 (3.90%)	23 (4.35%)	48 (1.32%)	1.78	74.07%	00:01:08
12. Senegal	22 (2.37%)	36.36%	10 (1.63%)	8 (1.51%)	35 (0.96%)	1.59	68.18%	00:04:32
13. Canada	19 (2.05%)	68.42%	13 (2.11%)	13 (2.46%)	38 (1.05%)	2.00	57.89%	00:00:50
14. Niger	19 (2.05%)	26.32%	10 (1.63%)	5 (0.95%)	141 (3.88%)	7.42	15.79%	00:08:41
15. Nepal	18 (1.94%)	66.67%	12 (1.95%)	12 (2.27%)	55 (1.52%)	3.06	55.56%	00:06:03
16. Portugal	18 (1.94%)	22.22%	4 (0.65%)	4 (0.76%)	298 (8.21%)	16.56	33.33%	00:16:20
17. Algeria	17 (1.83%)	64.71%	11 (1.79%)	11 (2.08%)	40 (1.10%)	2.35	47.06%	00:06:30
18. Australia	16 (1.72%)	68.75%	11 (1.79%)	11 (2.08%)	52 (1.43%)	3.25	43.75%	00:02:57

Rank	Country	Count	Percentage	Count	Count	Count	Score	Percentage	Time
19.	Cameroon	16 (1.72%)	25.00%	8 (1.30%)	4 (0.76%)	40 (1.10%)	2.50	50.00%	00:06:08
20.	China	13 (1.40%)	100.00%	13 (2.11%)	13 (2.46%)	13 (0.36%)	1.00	100.00%	00:00:00
21.	Morocco	13 (1.40%)	76.92%	10 (1.63%)	10 (1.89%)	23 (0.63%)	1.77	61.54%	00:01:14
22.	Belgium	10 (1.08%)	40.00%	4 (0.65%)	4 (0.76%)	22 (0.61%)	2.20	50.00%	00:02:07
23.	Tanzania	9 (0.97%)	66.67%	7 (1.14%)	6 (1.13%)	57 (1.57%)	6.33	22.22%	00:17:00
24.	Ethiopia	8 (0.86%)	100.00%	8 (1.30%)	8 (1.51%)	16 (0.44%)	2.00	50.00%	00:03:37
25.	Netherlands	8 (0.86%)	75.00%	6 (0.98%)	6 (1.13%)	22 (0.61%)	2.75	37.50%	00:03:19
26.	(not set)	8 (0.86%)	50.00%	5 (0.81%)	4 (0.76%)	21 (0.58%)	2.62	50.00%	00:05:42
27.	Germany	7 (0.75%)	100.00%	7 (1.14%)	7 (1.32%)	9 (0.25%)	1.29	85.71%	00:00:25
28.	Kenya	7 (0.75%)	71.43%	5 (0.81%)	5 (0.95%)	25 (0.69%)	3.57	28.57%	00:05:58
29.	Tunisia	7 (0.75%)	85.71%	6 (0.98%)	6 (1.13%)	8 (0.22%)	1.14	85.71%	00:00:12
30.	Madagascar	6 (0.65%)	100.00%	6 (0.98%)	6 (1.13%)	13 (0.36%)	2.17	33.33%	00:07:44
31.	Uganda	6 (0.65%)	83.33%	5 (0.81%)	5 (0.95%)	19 (0.52%)	3.17	33.33%	00:05:13
32.	Burkina Faso	5 (0.54%)	20.00%	3 (0.49%)	1 (0.19%)	8 (0.22%)	1.60	80.00%	00:00:18
33.	Switzerland	5 (0.54%)	40.00%	5 (0.81%)	2 (0.38%)	27 (0.74%)	5.40	20.00%	00:03:05
34.	Guinea	5 (0.54%)	80.00%	4 (0.65%)	4 (0.76%)	15 (0.41%)	3.00	40.00%	00:06:11
35.	Iran	5 (0.54%)	100.00%	5 (0.81%)	5 (0.95%)	6 (0.17%)	1.20	80.00%	00:00:50
36.	Philippines	5 (0.54%)	40.00%	2 (0.33%)	2 (0.38%)	49 (1.35%)	9.80	20.00%	00:21:02
37.	Chad	5 (0.54%)	60.00%	4 (0.65%)	3 (0.57%)	16 (0.44%)	3.20	40.00%	00:04:31
38.	Turkey	5 (0.54%)	100.00%	5 (0.81%)	5 (0.95%)	9 (0.25%)	1.80	80.00%	00:00:10
39.	Ghana	4 (0.43%)	50.00%	3 (0.49%)	2 (0.38%)	5 (0.14%)	1.25	75.00%	00:00:39
40.	Greece	4 (0.43%)	50.00%	2 (0.33%)	2 (0.38%)	6 (0.17%)	1.50	75.00%	00:00:27
41.	Latvia	4 (0.43%)	25.00%	2 (0.33%)	1 (0.19%)	4 (0.11%)	1.00	100.00%	00:00:00
42.	Libya	4 (0.43%)	25.00%	1 (0.16%)	1 (0.19%)	20 (0.55%)	5.00	25.00%	00:09:02
43.	Saudi Arabia	4 (0.43%)	50.00%	3 (0.49%)	2 (0.38%)	13 (0.36%)	3.25	0.00%	00:02:24
44.	Togo	4 (0.43%)	100.00%	4 (0.65%)	4 (0.76%)	8 (0.22%)	2.00	50.00%	00:01:50
45.	Ukraine	4 (0.43%)	100.00%	4 (0.65%)	4 (0.76%)	5 (0.14%)	1.25	75.00%	00:00:12
46.	Spain	3 (0.32%)	66.67%	2 (0.33%)	2 (0.38%)	4 (0.11%)	1.33	66.67%	00:00:04
47.	Pakistan	3 (0.32%)	100.00%	3 (0.49%)	3 (0.57%)	18 (0.50%)	6.00	66.67%	00:01:48
48.	Sweden	3 (0.32%)	100.00%	3 (0.49%)	3 (0.57%)	9 (0.25%)	3.00	33.33%	00:02:01
49.	Bolivia	2 (0.22%)	100.00%	2 (0.33%)	2 (0.38%)	2 (0.06%)	1.00	100.00%	00:00:00
50.	Georgia	2 (0.22%)	100.00%	2 (0.33%)	2 (0.38%)	6 (0.17%)	3.00	50.00%	00:15:40
51.	Haiti	2 (0.22%)	100.00%	2 (0.33%)	2 (0.38%)	2 (0.06%)	1.00	100.00%	00:00:00
52.	Lebanon	2 (0.22%)	133.33%	2 (0.33%)	2 (0.38%)	12 (0.33%)	6.00	50.00%	00:06:46

	Ireland	2 (0.22%)	100.00%	2 (0.33%)	2 (0.38%)	2 (0.33%)	6.00	50.00%	00:02:48
53.	Jordan	2 (0.22%)	100.00%	2 (0.33%)	2 (0.38%)	2 (0.06%)	1.00	100.00%	00:00:00
54.	Kyrgyzstan	2 (0.22%)	50.00%	1 (0.16%)	1 (0.19%)	2 (0.06%)	1.00	100.00%	00:00:00
55.	Sri Lanka	2 (0.22%)	100.00%	2 (0.33%)	2 (0.38%)	3 (0.08%)	1.50	50.00%	00:00:12
56.	Mali	2 (0.22%)	50.00%	1 (0.16%)	1 (0.19%)	3 (0.08%)	1.50	50.00%	00:00:20
57.	Maldives	2 (0.22%)	100.00%	2 (0.33%)	2 (0.38%)	2 (0.06%)	1.00	100.00%	00:00:00
58.	Malawi	2 (0.22%)	50.00%	1 (0.16%)	1 (0.19%)	32 (0.88%)	16.00	0.00%	00:18:50
59.	Mexico	2 (0.22%)	100.00%	1 (0.16%)	2 (0.38%)	19 (0.52%)	9.50	0.00%	00:05:02
60.	Peru	2 (0.22%)	50.00%	2 (0.33%)	1 (0.19%)	18 (0.50%)	9.00	50.00%	00:05:47
61.	Rwanda	2 (0.22%)	100.00%	2 (0.33%)	2 (0.38%)	8 (0.22%)	4.00	0.00%	00:12:28
62.	Zambia	2 (0.22%)	100.00%	2 (0.33%)	2 (0.38%)	3 (0.08%)	1.50	50.00%	00:02:52
63.	Albania	1 (0.11%)	100.00%	1 (0.16%)	1 (0.19%)	1 (0.03%)	1.00	100.00%	00:00:00
64.	Austria	1 (0.11%)	100.00%	1 (0.16%)	1 (0.19%)	4 (0.11%)	4.00	0.00%	00:04:33
65.	Burundi	1 (0.11%)	100.00%	1 (0.16%)	1 (0.19%)	1 (0.03%)	1.00	100.00%	00:00:00
66.	Brazil	1 (0.11%)	100.00%	1 (0.16%)	1 (0.19%)	2 (0.06%)	2.00	0.00%	00:01:00
67.	Botswana	1 (0.11%)	100.00%	1 (0.16%)	1 (0.19%)	5 (0.14%)	5.00	0.00%	00:09:37
68.	Congo (DRC)	1 (0.11%)	100.00%	1 (0.16%)	1 (0.19%)	1 (0.03%)	1.00	100.00%	00:00:00
69.	Central African Republic	1 (0.11%)	0.00%	1 (0.16%)	0 (0.00%)	1 (0.03%)	1.00	100.00%	00:00:00
70.	Egypt	1 (0.11%)	100.00%	1 (0.16%)	1 (0.19%)	1 (0.03%)	1.00	100.00%	00:00:00
71.	Finland	1 (0.11%)	100.00%	1 (0.16%)	1 (0.19%)	2 (0.06%)	2.00	0.00%	00:01:48
72.	Guadeloupe	1 (0.11%)	100.00%	1 (0.16%)	1 (0.19%)	1 (0.03%)	1.00	100.00%	00:00:00
73.	Indonesia	1 (0.11%)	100.00%	1 (0.16%)	1 (0.19%)	2 (0.06%)	2.00	0.00%	00:00:34
74.	Iraq	1 (0.11%)	100.00%	1 (0.16%)	1 (0.19%)	1 (0.03%)	1.00	100.00%	00:00:00
75.	Italy	1 (0.11%)	100.00%	1 (0.16%)	1 (0.19%)	1 (0.03%)	1.00	100.00%	00:00:00
76.	Japan	1 (0.11%)	100.00%	1 (0.16%)	1 (0.19%)	1 (0.03%)	1.00	100.00%	00:00:00
77.	Lebanon	1 (0.11%)	100.00%	1 (0.16%)	1 (0.19%)	1 (0.03%)	1.00	100.00%	00:00:00
78.	Mauritania	1 (0.11%)	0.00%	1 (0.16%)	0 (0.00%)	18 (0.50%)	18.00	0.00%	00:08:21
79.	Mauritius	1 (0.11%)	100.00%	1 (0.16%)	1 (0.19%)	1 (0.03%)	1.00	100.00%	00:00:00
80.	Mozambique	1 (0.11%)	100.00%	1 (0.16%)	1 (0.19%)	1 (0.03%)	1.00	100.00%	00:00:00
81.	Poland	1 (0.11%)	100.00%	1 (0.16%)	1 (0.19%)	1 (0.03%)	1.00	100.00%	00:00:00
82.	Singapore	1 (0.11%)	100.00%	1 (0.16%)	1 (0.19%)	1 (0.03%)	1.00	100.00%	00:00:00
83.	Somalia	1 (0.11%)	100.00%	1 (0.16%)	1 (0.19%)	3 (0.08%)	3.00	0.00%	00:02:40
84.	Syria	1 (0.11%)	100.00%	1 (0.16%)	1 (0.19%)	1 (0.03%)	1.00	100.00%	00:00:00
85.	Thailand	1 (0.11%)	100.00%	1 (0.16%)	1 (0.19%)	1 (0.03%)	1.00	100.00%	00:00:00



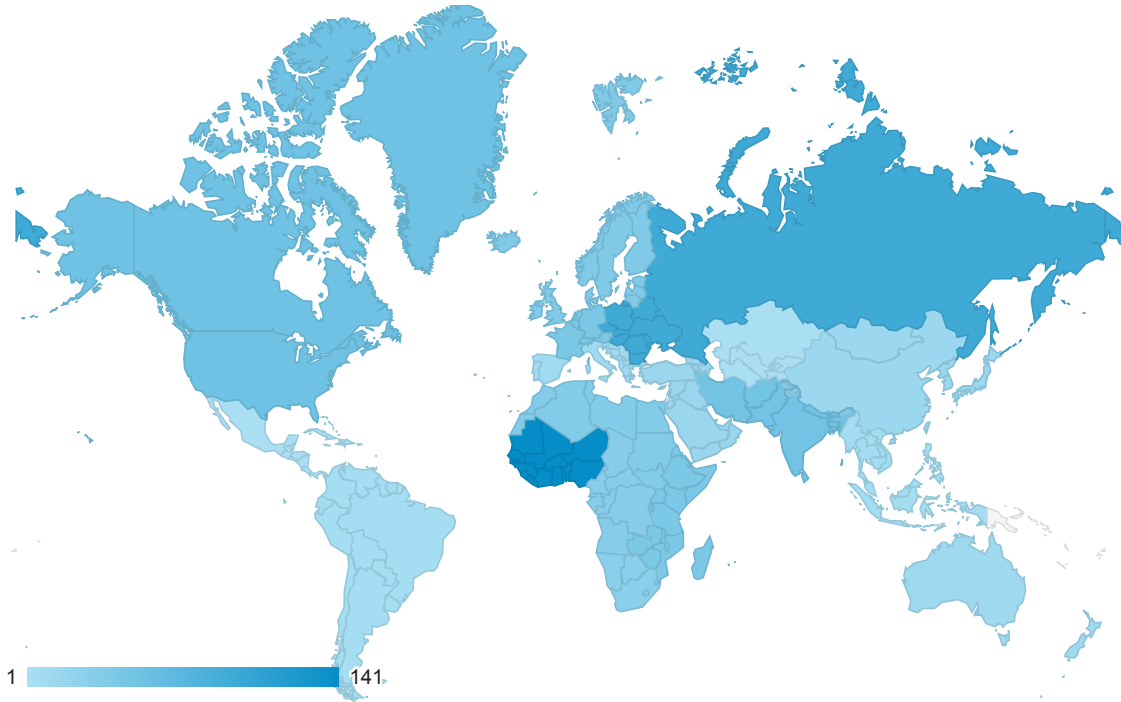
Feb 1, 2017 - Feb 28, 2017

Location

All Users
100.00% Users

Map Overlay

Summary



Sub Continent	Sessions	Sessions
	929 % of Total: 100.00% (929)	929 % of Total: 100.00% (929)
1. Western Africa	266	28.63%
2. Eastern Europe	104	11.19%
3. Middle Africa	80	8.61%
4. Northern Africa	70	7.53%
5. Western Europe	69	7.43%
6. Northern America	61	6.57%
7. Southern Asia	57	6.14%
8. Eastern Africa	46	4.95%
9. Northern Europe	43	4.63%
10. Southern Africa	31	3.34%

Rows 1 - 10 of 20