

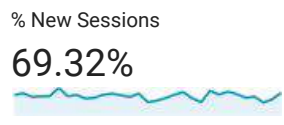
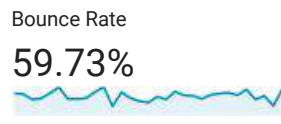
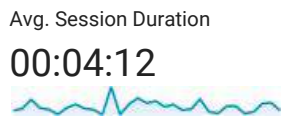
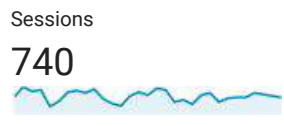
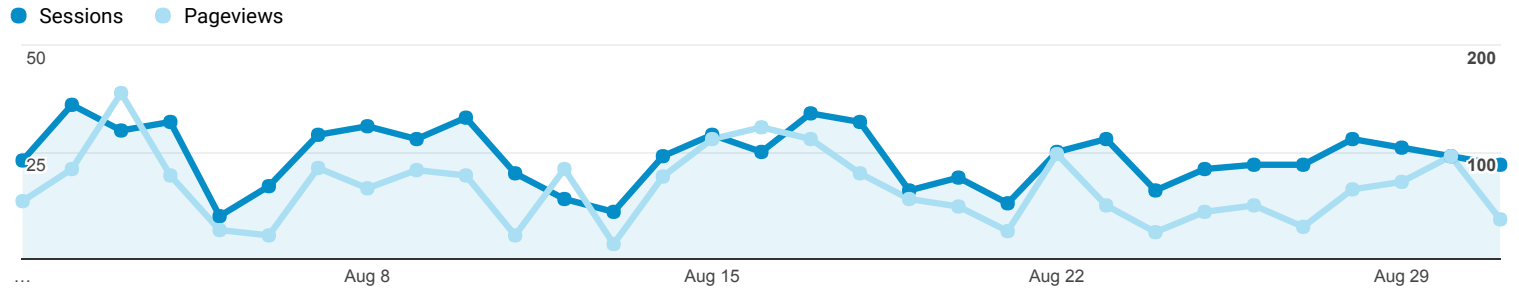


Audience Overview

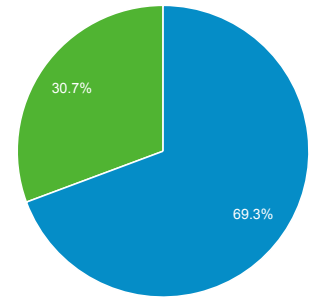
All Users
100.00% Sessions

Aug 1, 2017 - Aug 31, 2017

Overview



New Visitor (blue), Returning Visitor (green)



Country	Sessions	% Sessions
1. Nigeria	76	10.27%
2. United States	73	9.86%
3. Congo - Brazzaville	62	8.38%
4. South Africa	40	5.41%
5. United Kingdom	34	4.59%
6. India	28	3.78%
7. South Korea	27	3.65%
8. Benin	25	3.38%
9. Cameroon	24	3.24%
10. France	21	2.84%



Metrics

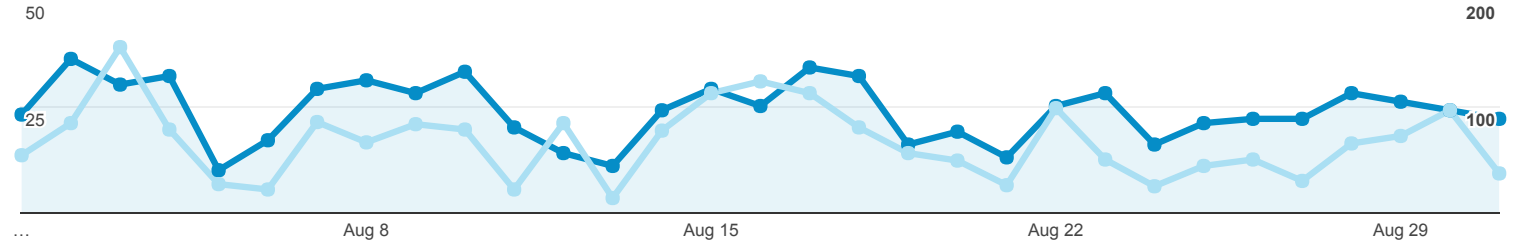
All Users
100.00% Sessions

Aug 1, 2017 - Aug 31, 2017

Explorer

Summary

Sessions Pageviews



Country	Sessions	% New Sessions	Users	New Users	Pageviews	Pages / Session	Bounce Rate	Avg. Session Duration
	740 % of Total: 100.00% (740)	69.32% Avg for View: 69.32% (0.00%)	563 % of Total: 100.00% (563)	513 % of Total: 100.00% (513)	2,054 % of Total: 100.00% (2,054)	2.78 Avg for View: 2.78 (0.00%)	59.73% Avg for View: 59.73% (0.00%)	00:04:12 Avg for View: 00:04:12 (0.00%)
1. Nigeria	76 (10.27%)	75.00%	58 (10.30%)	57 (11.11%)	146 (7.11%)	1.92	67.11%	00:03:36
2. United States	73 (9.86%)	78.08%	60 (10.66%)	57 (11.11%)	240 (11.68%)	3.29	50.68%	00:04:37
3. Congo - Brazzaville	62 (8.38%)	9.68%	18 (3.20%)	6 (1.17%)	164 (7.98%)	2.65	50.00%	00:04:45
4. South Africa	40 (5.41%)	72.50%	33 (5.86%)	29 (5.65%)	149 (7.25%)	3.72	50.00%	00:04:38
5. United Kingdom	34 (4.59%)	67.65%	24 (4.26%)	23 (4.48%)	125 (6.09%)	3.68	44.12%	00:08:54
6. India	28 (3.78%)	82.14%	25 (4.44%)	23 (4.48%)	38 (1.85%)	1.36	78.57%	00:00:29
7. South Korea	27 (3.65%)	100.00%	27 (4.80%)	27 (5.26%)	29 (1.41%)	1.07	96.30%	00:00:02
8. Benin	25 (3.38%)	48.00%	19 (3.37%)	12 (2.34%)	59 (2.87%)	2.36	60.00%	00:02:41
9. Cameroon	24 (3.24%)	91.67%	24 (4.26%)	22 (4.29%)	34 (1.66%)	1.42	79.17%	00:01:13
10. France	21 (2.84%)	57.14%	14 (2.49%)	12 (2.34%)	55 (2.68%)	2.62	57.14%	00:02:33
11. Côte d'Ivoire	16 (2.16%)	87.50%	15 (2.66%)	14 (2.73%)	51 (2.48%)	3.19	75.00%	00:03:27
12. Australia	13 (1.76%)	61.54%	9 (1.60%)	8 (1.56%)	44 (2.14%)	3.38	30.77%	00:04:59
13. China	13 (1.76%)	100.00%	13 (2.31%)	13 (2.53%)	18 (0.88%)	1.38	84.62%	00:00:08
14. Morocco	12 (1.62%)	91.67%	11 (1.95%)	11 (2.14%)	18 (0.88%)	1.50	66.67%	00:01:25
15. Senegal	12 (1.62%)	58.33%	7 (1.24%)	7 (1.36%)	31 (1.51%)	2.58	50.00%	00:07:28
16. Canada	11 (1.49%)	81.82%	9 (1.60%)	9 (1.75%)	48 (2.34%)	4.36	36.36%	00:06:21
17. Algeria	10 (1.35%)	20.00%	3 (0.53%)	2 (0.39%)	12 (0.58%)	1.20	90.00%	00:00:13
18. Madagascar	10 (1.35%)	70.00%	8 (1.42%)	7 (1.36%)	16 (0.78%)	1.60	60.00%	00:01:03
19. Kenya	9 (1.22%)	66.67%	7 (1.24%)	6 (1.17%)	47 (2.29%)	5.22	33.33%	00:11:57

54.	Iran	2 (0.27%)	100.00%	2 (0.36%)	2 (0.39%)	2 (0.10%)	1.00	100.00%	00:00:00
55.	Italy	2 (0.27%)	100.00%	2 (0.36%)	2 (0.39%)	2 (0.10%)	1.00	100.00%	00:00:00
56.	Macau	2 (0.27%)	100.00%	2 (0.36%)	2 (0.39%)	2 (0.10%)	1.00	100.00%	00:00:00
57.	Mozambique	2 (0.27%)	100.00%	2 (0.36%)	2 (0.39%)	9 (0.44%)	4.50	50.00%	00:02:07
58.	Peru	2 (0.27%)	100.00%	2 (0.36%)	2 (0.39%)	2 (0.10%)	1.00	100.00%	00:00:00
59.	Rwanda	2 (0.27%)	50.00%	1 (0.18%)	1 (0.19%)	2 (0.10%)	1.00	100.00%	00:00:00
60.	El Salvador	2 (0.27%)	100.00%	2 (0.36%)	2 (0.39%)	2 (0.10%)	1.00	100.00%	00:00:00
61.	Chad	2 (0.27%)	50.00%	2 (0.36%)	1 (0.19%)	17 (0.83%)	8.50	50.00%	00:13:20
62.	Ukraine	2 (0.27%)	100.00%	2 (0.36%)	2 (0.39%)	4 (0.19%)	2.00	50.00%	00:00:11
63.	Argentina	1 (0.14%)	100.00%	1 (0.18%)	1 (0.19%)	4 (0.19%)	4.00	0.00%	00:05:38
64.	Bulgaria	1 (0.14%)	100.00%	1 (0.18%)	1 (0.19%)	1 (0.05%)	1.00	100.00%	00:00:00
65.	Central African Republic	1 (0.14%)	100.00%	1 (0.18%)	1 (0.19%)	1 (0.05%)	1.00	100.00%	00:00:00
66.	Chile	1 (0.14%)	100.00%	1 (0.18%)	1 (0.19%)	1 (0.05%)	1.00	100.00%	00:00:00
67.	Colombia	1 (0.14%)	100.00%	1 (0.18%)	1 (0.19%)	1 (0.05%)	1.00	100.00%	00:00:00
68.	Cape Verde	1 (0.14%)	100.00%	1 (0.18%)	1 (0.19%)	1 (0.05%)	1.00	100.00%	00:00:00
69.	Dominica	1 (0.14%)	100.00%	1 (0.18%)	1 (0.19%)	1 (0.05%)	1.00	100.00%	00:00:00
70.	Ecuador	1 (0.14%)	100.00%	1 (0.18%)	1 (0.19%)	1 (0.05%)	1.00	100.00%	00:00:00
71.	Spain	1 (0.14%)	100.00%	1 (0.18%)	1 (0.19%)	1 (0.05%)	1.00	100.00%	00:00:00
72.	Finland	1 (0.14%)	100.00%	1 (0.18%)	1 (0.19%)	1 (0.05%)	1.00	100.00%	00:00:00
73.	Greece	1 (0.14%)	100.00%	1 (0.18%)	1 (0.19%)	1 (0.05%)	1.00	100.00%	00:00:00
74.	Haiti	1 (0.14%)	100.00%	1 (0.18%)	1 (0.19%)	1 (0.05%)	1.00	100.00%	00:00:00
75.	Hungary	1 (0.14%)	100.00%	1 (0.18%)	1 (0.19%)	3 (0.15%)	3.00	0.00%	00:22:35
76.	Indonesia	1 (0.14%)	100.00%	1 (0.18%)	1 (0.19%)	1 (0.05%)	1.00	100.00%	00:00:00
77.	Sri Lanka	1 (0.14%)	100.00%	1 (0.18%)	1 (0.19%)	1 (0.05%)	1.00	100.00%	00:00:00
78.	Mauritania	1 (0.14%)	100.00%	1 (0.18%)	1 (0.19%)	5 (0.24%)	5.00	0.00%	00:00:56
79.	Mexico	1 (0.14%)	100.00%	1 (0.18%)	1 (0.19%)	1 (0.05%)	1.00	100.00%	00:00:00
80.	Malaysia	1 (0.14%)	100.00%	1 (0.18%)	1 (0.19%)	1 (0.05%)	1.00	100.00%	00:00:00
81.	Namibia	1 (0.14%)	100.00%	1 (0.18%)	1 (0.19%)	1 (0.05%)	1.00	100.00%	00:00:00
82.	New Zealand	1 (0.14%)	100.00%	1 (0.18%)	1 (0.19%)	2 (0.10%)	2.00	0.00%	00:00:48
83.	Philippines	1 (0.14%)	100.00%	1 (0.18%)	1 (0.19%)	5 (0.24%)	5.00	0.00%	00:03:15
84.	Pakistan	1 (0.14%)	100.00%	1 (0.18%)	1 (0.19%)	1 (0.05%)	1.00	100.00%	00:00:00
85.	Russia	1 (0.14%)	0.00%	1 (0.18%)	0 (0.00%)	2 (0.10%)	2.00	0.00%	00:07:53
86.	Sweden	1 (0.14%)	100.00%	1 (0.18%)	1 (0.19%)	1 (0.05%)	1.00	100.00%	00:00:00
87.	Singapore	1 (0.14%)	100.00%	1 (0.18%)	1 (0.19%)	1 (0.05%)	1.00	100.00%	00:00:00

88.	Somalia	1 (0.14%)	100.00%	1 (0.18%)	1 (0.19%)	6 (0.29%)	6.00	0.00%	00:03:48
89.	St. Vincent & Grenadines	1 (0.14%)	100.00%	1 (0.18%)	1 (0.19%)	1 (0.05%)	1.00	100.00%	00:00:00
90.	Vietnam	1 (0.14%)	100.00%	1 (0.18%)	1 (0.19%)	2 (0.10%)	2.00	0.00%	00:21:18
91.	Yemen	1 (0.14%)	100.00%	1 (0.18%)	1 (0.19%)	1 (0.05%)	1.00	100.00%	00:00:00
92.	Zambia	1 (0.14%)	100.00%	1 (0.18%)	1 (0.19%)	2 (0.10%)	2.00	0.00%	00:01:33
93.	(not set)	1 (0.14%)	100.00%	1 (0.18%)	1 (0.19%)	1 (0.05%)	1.00	100.00%	00:00:00

Rows 1 - 93 of 93

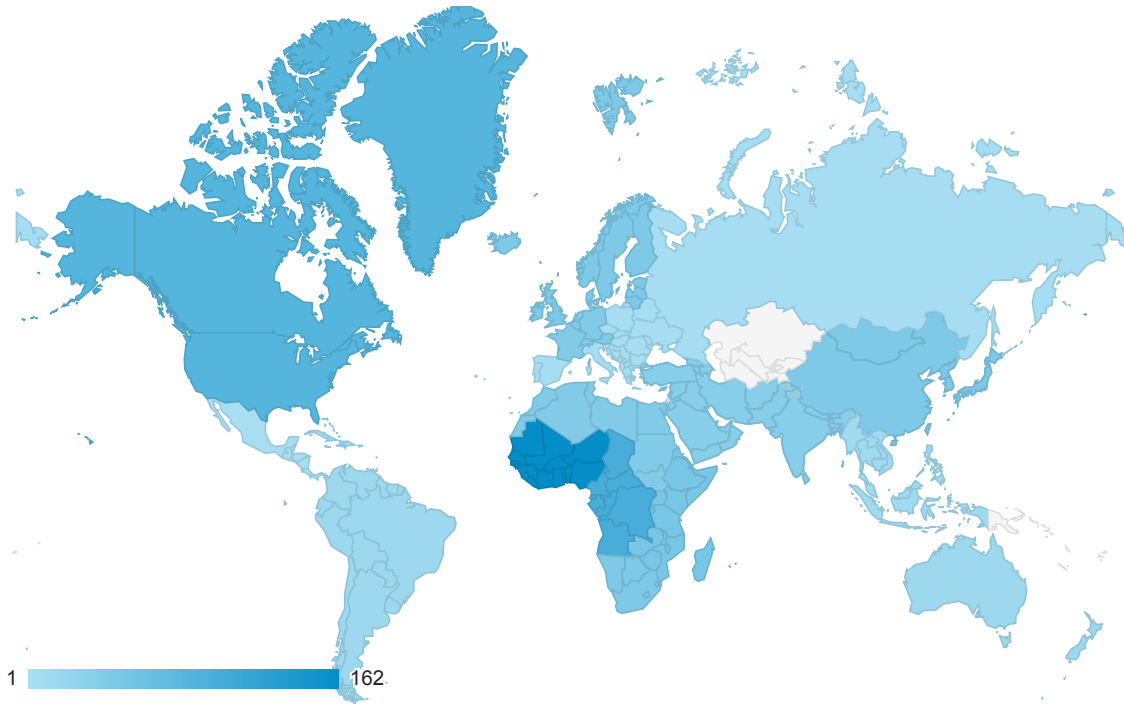


Continental

All Users
100.00% Sessions

Aug 1, 2017 - Aug 31, 2017

Continental



Sub Continent	Sessions	Users
	740 % of Total: 100.00% (740)	563 % of Total: 100.00% (563)
1. Western Africa	162 (21.89%)	128 (22.74%)
2. Middle Africa	97 (13.11%)	53 (9.41%)
3. Northern America	84 (11.35%)	69 (12.26%)
4. Eastern Africa	50 (6.76%)	41 (7.28%)
5. Northern Europe	45 (6.08%)	30 (5.33%)
6. Southern Africa	44 (5.95%)	37 (6.57%)
7. Eastern Asia	44 (5.95%)	44 (7.82%)
8. Western Europe	41 (5.54%)	31 (5.51%)
9. Northern Africa	40 (5.41%)	30 (5.33%)
10. Southern Asia	35 (4.73%)	31 (5.51%)

Rows 1 - 10 of 19